



HYUNDAI Miniature Series

CONTENTS

| 4 | Features

Miniature Circuit Breaker

| 8 | Features

| 10 | Ratings

| 12 | HiBD125 / 10kA 125AF 63-125A

| 13 | HiBD63h / 10kA 63AF 1-63A

| 16 | HiBD63-N / 6kA 1-63A

| 19 | HiBD63-NS / 4.5/6kA 1 pole size 1P+N 1-40A

| 20 | HiBD63-S / 4.5kA 1-40A

| 22 | HiBD63-E / 3kA 1-40A

| 24 | Accessories

Miniature Switch Disconnecter

| 27 | Features

| 28 | HiSD125 / 16-125A

Residual Current Circuit Breaker

| 30 | Features

| 33 | Ratings

| 35 | HiRC100-N / 63-100A 30-500mA

| 36 | HiRC63-N / 16-63A 10-500mA

| 38 | HiRC63 / 16-63A 10-500mA (AC type only)

| 40 | HiRO40 / 4.5kA 1-40A 10-500mA (AC type only)

| 42 | HiRD125 / 10kA 63-125A 10-500mA (AC type only)

| 46 | HiRD63 / 6kA 40-63A 10-500mA (AC type only)

| 49 | HiRD32 / 6kA 1-32A 10-500mA (AC type only)

Mini breaker

| 58 | HBD breaker / 5-10kA 10-100A

| 64 | Mini molded case circuit breaker

HiBC & HiBD / 30-100AF 1.5-10kA 10-100A

| 70 | Mini earth leakage circuit breaker

HiGC & HiGD / 30-100AF 1.5-10kA 10-100A 15-200mA

Handling Instruction & Inspection and Maintenance

| 78 | Handling Instruction

| 80 | Inspection and Maintenance

Hyundai Miniature Series . . .

HYUNDAI Miniature Series, as an integral part of Hyundai L/V & M/V circuit breakers and contactors, offer the complete solution against overload, short-circuit and earth leakage current as well as system monitoring, and can be applied to residential, commercial and industrial sectors.

To satisfy clients requirements, HYUNDAI Miniature Series are focused on safety, ease of installation and user-friendliness with high reliability qualified by international test authorities based on IEC standards.



Features

Complete solution for residential, commercial and industrial applications


HiBD type miniature circuit breaker

- overload and short-circuit protection
- 3, 4.5, 6, 10kA at AC240/415V
- 1, 2, 3, 4, 5, 6, 10, 13, 15, 16, 20, 25, 32, 40, 50, 63, 80, 100, 125A
- 1, 2, 3, 4, 1+N, 3+N pole
- B, C, D curve
- auxiliary switch, trip alarm switch, shunt trip, under voltage trip



HiSD type miniature switch disconnecter

- isolation
- 16, 32, 63, 100, 125A
- 1, 2, 3, 4 pole



HiRO and HiRD type residual current circuit breaker with overcurrent protection

- overload and short-circuit protection
- earth leakage protection
- 4.5, 6kA at AC240/415V
- 1, 2, 3, 4, 5, 6, 10, 13, 15, 16, 20, 25, 32, 40, 50, 63, 80, 100, 125A
- 10, 30, 100, 300, 500mA
- 1+N, 2, 3, 3+N, 4 pole
- B, C, D curve
- AC type



HiRC type residual current circuit breaker

- earth leakage protection
- 16, 25, 32, 40, 63A
- 10, 30, 100, 300, 500mA
- 2, 4 pole
- AC, A type

Mini breaker

- overload, short-circuit and earth leakage protection
- 1.5, 2.5, 5, 10kA at AC220/460V
- 10, 15, 20, 30, 40, 50, 60, 75, 100A
- 15, 30, 100, 200mA for HiGC and HiGD breaker
- 1, 2, 3 pole
- plastic case for HiBC32S breaker
- plug-in and lug-to-lug type for HBD breaker

Features


Unified appearance

- Same height and depth as well as design
- Same HYUNDAI carving in left side



Perfect safety

- Padlock in ON/OFF position
- Untouchable terminal complying with IP20
- Test button for earth leakage current
- Special plastic case



Easy installation

- 35mm DIN-rail mountable structure
- Same terminal position of each model



Reliable quality approved by international test authorities

- KEMA
- GOST-R
- TSE
- BV
- CE





MCB

MINIATURE CIRCUIT BREAKER

Features

| Application |

Hyundai HiBD type miniature circuit breakers are mainly used to protect against overload and short-circuit under the alternating current 50/60Hz, rated voltage AC240V or AC415V and with rated current 1 to 125A.

The double point direct moving structure enlarges the current capacity while making full use of the electrical power supplement. In addition, power reserving handle mechanism with high on/off speed to promotes reliability.

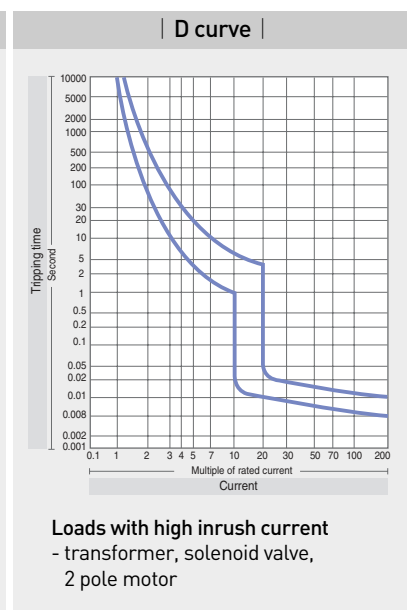
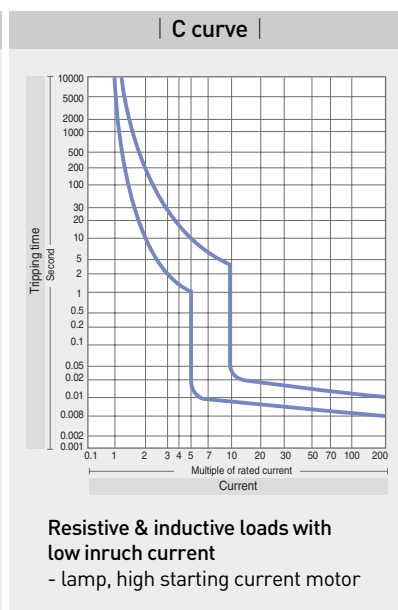
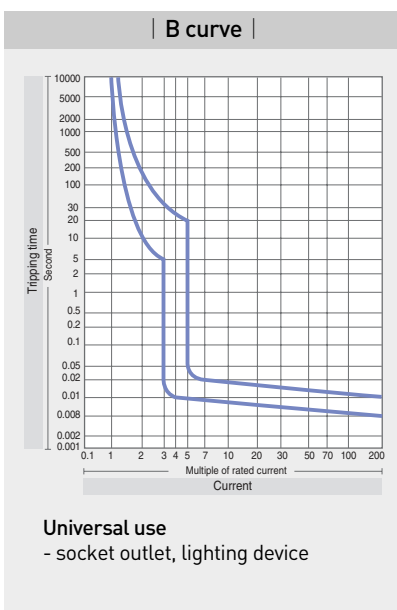
HiBD type breakers can also be used for infrequent on/off switching electric equipment and lighting circuit in normal case. All products comply with IEC/EN standard, and can be applied to industry, commerce, high-rise buildings, household and other similar installations.

| Features |

- Current limiting structure
- High quality materials against fire, high temperature rise and shock
- Clear ON/OFF indicator
- Double terminal connection by cable or bus bar

| Tripping characteristic |

Curve	Rated current	Condition						
		Thermal release			Tripping time	Thermal release		
		Conventional		Holding current		Tripping current	Tripping time	
Non-tripping	Tripping	Tripping time						
B	6-63A	1.13 × I _n		>1h	3 × I _n	5 × I _n	>0.1sec.	
			1.45 × I _n	<1h			<0.1sec.	
C	0.5-63A	1.13 × I _n		>1h	5 × I _n	10 × I _n	>0.1sec.	
			1.45 × I _n	<1h			<0.1sec.	
D	0.5-63A	1.13 × I _n		>1h	10 × I _n	15 × I _n	>0.1sec.	
			1.45 × I _n	<1h			<0.1sec.	



| Temperature derating table |

Rated current (A)	Correction factor for ambient temperature											
	-40°C	-30°C	-20°C	-10°C	0°C	10°C	20°C	30°C	40°C	50°C	60°C	70°C
1	1.33	1.29	1.25	1.2	1.15	1.11	1.05	1	0.94	0.88	0.82	0.75
2	2.67	2.58	2.49	2.4	2.31	2.21	2.11	2	1.89	1.76	1.63	1.49
3	4	3.9	3.7	3.6	3.5	3.3	3.2	3	2.8	2.6	2.4	2.2
4	5.3	5.2	5	4.8	4.6	4.4	4.2	4	3.8	3.5	3.3	3
5	6.7	6.5	6.31	6.1	5.8	5.5	5.25	5	4.7	4.3	4	3.7
6	8	7.7	7.5	7.2	6.9	6.6	6.3	6	5.7	5.3	4.9	4.5
10	13.3	12.9	12.5	12	11.5	11.1	10.5	10	9.4	8.8	8.2	7.5
13	17.3	16.8	16.2	15.6	15	14.4	13.7	13	12.3	11.5	10.6	9.7
15	19.5	18.7	18	17.4	16.7	16.1	15.6	15	14.2	13.1	12	11
16	21.3	20.7	20	19.2	18.5	17.7	16.9	16	15.1	14.1	13.1	11.9
20	26.7	25.8	24.9	24	23.1	22.1	21.1	20	18.9	17.6	16.3	14.9
25	33.3	32.3	31.2	30	28.9	27.6	26.4	25	23.6	22	20.4	18.6
32	42.7	41.3	39.9	38.5	37	35.4	33.7	32	30.2	28.2	26.1	23.9
40	53.3	51.6	49.9	48.1	46.2	44.2	42.2	40	37.7	35.3	32.7	29.8
50	66.7	64.5	62.4	60.1	57.7	55.3	52.7	50	47.1	44.1	40.8	37.3
63	84	81.3	78.6	75.7	72.7	69.6	66.4	63	59.4	55.6	51.4	47

| Appearance |

■ HiBD125 / 10kA 63-125A



■ HiBD63h / 10kA 1-63A






■ HiBD63-N / 6kA 1-63A ■ HiBD63-S / 4.5kA 1-40A ■ HiBD63-E / 3kA 1-40A






■ HiBD63-NS / 4.5kA 1-25A, 6kA 32-40A



Ratings

Model			HiBD125	HiBD63h	HiBD63-N
Figure					
Standard			IEC/EN60947-2	IEC/EN60898	IEC/EN60898
Number of poles (P)			1, 2, 3, 4, 1+N, 3+N	1, 2, 3, 4, 1+N, 3+N	1, 2, 3, 4, 1+N, 3+N
Rated current [In] (A)			63, 80, 100, 125	1,2,3,4,5,6,10,13,15,16,20,25,32,40,50,63	1,2,3,4,5,6,10,13,15,16,20,25,32,40,50,63
Rated insulation voltage [Ui] (V)			AC500	AC500	AC500
Rated operational voltage [Ue] (V)			AC240/415 ¹⁾	AC240/415 ¹⁾	AC240/415 ¹⁾
Rated impulse withstand voltage [Uimp] (kA)			5	4	4
Rated frequency (Hz)			50/60	50/60	50/60
Rated conditional short-circuit current (kA)			10	10	6
Rated short-circuit breaking capacity [Icu] (kA r.m.s.)	IEC60898	AC220/240V	10	10	6
		AC380V	10	10	6
		AC400/460V	10	10	6
	IEC60947-2	AC220/240V	15	15	10
		AC400/460V	15	15	10
		DC24V	30	30	20
		DC60V	15	15	10
		DC110V	15	15	10
	Ics (= % Icu)		75	75	100
Tripping characteristic (curve)			B, C, D	B, C, D	B, C, D
Durability (times)	Electrical		10,000	10,000	10,000
	Mechanical		20,000	20,000	20,000
	Operating frequency per hour		120	120	120
Protection degree			IP20	IP20	IP20
Pollution degree			3	3	3
Reference temperature for setting of thermal element (°C)			30	30	30
Ambient temperature (with daily average ≤ +35°C) (°C)			-25 to +55	-25 to +55	-25 to +55
Storage temperature (°C)			-40 to +70	-40 to +70	-40 to +70
Terminal size of top/bottom	for cable	IEC (mm ²)	50	16	16
		UL/CSA (AWG)	0	6	6
	for bus bar	IEC (mm ²)	50	16	16
		UL/CSA (AWG)	0	6	6
Tightening torque (Nm)			2.5	2.5	2.5
Mounting			35mm DIN-rail	35mm DIN-rail	35mm DIN-rail
Accessories	Auxiliary switch		○	○	○
	Trip alarm switch		○	○	○
	Auxiliary & Trip alarm switch		○	○	○
	Shunt trip		○	○	○
	Shunt trip & Auxiliary switch		○	○	○
	Under voltage trip		○	○	○
Weight (kg)	1P		0.16	0.09	0.09
	2P		0.32	0.19	0.19
	3P		0.48	0.29	0.29
	4P		0.64	0.38	0.38
	1P+N		0.32	0.19	0.19
	3P+N		0.64	0.38	0.38
Dimensions (mm) (W×H×D)	1P		26.7×80×73.5	17.5×80×73.5	17.5×80×73.8
	2P		53.4×80×73.5	35×80×73.5	35×80×73.8
	3P		80.1×80×73.5	52.5×80×73.5	52.5×80×73.8
	4P		106.9×80×73.5	70×80×73.5	70×80×73.8
	1P+N		53.4×80×73.5	35×80×73.5	35×80×73.8
	3P+N		106.9×80×73.5	70×80×73.5	70×80×73.8

※1) AC415V is not applicable for 1P and 1P+N breaker.

Model		HiBD63-NS	HiBD63-S	HiBD63-E	
Figure					
Standard		IEC/EN60898	IEC/EN60898	IEC/EN60898	
Number of poles (P)		1+N (1 pole size)	1, 2, 3, 4	1, 2, 3, 4	
Rated current [In] (A)		1,2,3,4,6,10,13,16,20,25,32,40	1,2,3,4,5,6,10,13,15,16,20,25,32,40	1,2,3,4,5,6,10,13,15,16,20,25,32,40	
Rated insulation voltage [Ui] (V)		AC500	AC500	AC500	
Rated operational voltage [Ue] (V)		AC240	AC240/415 ¹⁾	AC240/415 ¹⁾	
Rated impulse withstand voltage [Uimp] (kA)		3	4	4	
Rated frequency (Hz)		50/60	50/60	50/60	
Rated conditional short-circuit current (kA)		6 (1-25A), 4.5 (32-40A)	4.5	3	
Rated short-circuit breaking capacity [Icu] (kA r.m.s.)	IEC60898	AC220/240V	6 (1-25A), 4.5 (32-40A)	4.5	3
		AC380V	6 (1-25A), 4.5 (32-40A)	4.5	3
		AC400/460V	6 (1-25A), 4.5 (32-40A)	4.5	3
	IEC60947-2	AC220/240V	10	7.5	6
		AC400/460V	10	7.5	6
		DC24V	20	15	10
		DC60V	10	7.5	6
		DC110V	10	7.5	6
Ics (= % Icu)		100	100	100	
Tripping characteristic (curve)		B, C	B, C	B, C	
Durability (times)	Electrical	10,000	10,000	10,000	
	Mechanical	20,000	20,000	20,000	
	Operating frequency per hour	120	120	120	
Protection degree		IP20	IP20	IP20	
Pollution degree		3	3	3	
Reference temperature for setting of thermal element (°C)		30	30	30	
Ambient temperature (with daily average ≤ +35°C) (°C)		-25 to +55	-25 to +55	-25 to +55	
Storage temperature (°C)		-40 to +70	-40 to +70	-40 to +70	
Terminal size of top/bottom	for cable	IEC (mm ²)	10	16	16
		UL/CSA (AWG)	8	6	6
	for bus bar	IEC (mm ²)	10	16	16
		UL/CSA (AWG)	8	6	6
Tightening torque (Nm)		2.0	2.5	2.5	
Mounting		35mm DIN-rail	35mm DIN-rail	35mm DIN-rail	
Accessories	Auxiliary switch	○	○	○	
	Trip alarm switch	○	○	○	
	Auxiliary & Trip alarm switch	○	○	○	
	Shunt trip	○	○	○	
	Shunt trip & Auxiliary switch	○	○	○	
	Under voltage trip	○	○	○	
Weight (kg)	1P	-	0.09	0.09	
	2P	-	0.19	0.19	
	3P	-	0.29	0.29	
	4P	-	0.38	0.38	
	1P+N	0.1	-	-	
Dimensions (mm) (W×H×D)	1P	-	17.5×80×73.8	17.5×80×73.8	
	2P	-	35×80×73.8	35×80×73.8	
	3P	-	52.5×80×73.8	52.5×80×73.8	
	4P	-	70×80×73.8	70×80×73.8	
	1P+N	18×80×74	-	-	













※ 1) AC415V is not applicable for 1P and 1P+N breaker.

HiBD125 / 10kA 125AF 63-125A

Standard Protection Specification	IEC/EN60947-2	Dimensions	
	overload, short-circuit 10kA at AC240/415V - AC240V (1P, 1P+N), AC240/415V - Ics = 75% Icu 63, 80, 100, 125A 1, 2, 3, 4, 1+N, 3+N pole B, C, D curve		
Accessory	auxiliary switch, trip alarm switch, auxiliary & trip alarm switch, shunt trip, shunt trip & auxiliary switch, under voltage trip		

Order information

HiBD125



Rating	Code			Unit (EA)	Category										
	B curve	C curve	D curve												
 10kA, 1P	 63A 80A 100A 125A	HIBD125 1PMBS0000C 00063 HIBD125 1PMBS0000C 00080 HIBD125 1PMBS0000C 00100 HIBD125 1PMBS0000C 00125	HIBD125 1PMCS0000C 00063 HIBD125 1PMCS0000C 00080 HIBD125 1PMCS0000C 00100 HIBD125 1PMCS0000C 00125	HIBD125 1PMDS0000C 00063 HIBD125 1PMDS0000C 00080 HIBD125 1PMDS0000C 00100 HIBD125 1PMDS0000C 00125	80	MCB	M7								
	 10kA, 2P	 63A 80A 100A 125A	HIBD125 2PMBS0000C 00063 HIBD125 2PMBS0000C 00080 HIBD125 2PMBS0000C 00100 HIBD125 2PMBS0000C 00125	HIBD125 2PMCS0000C 00063 HIBD125 2PMCS0000C 00080 HIBD125 2PMCS0000C 00100 HIBD125 2PMCS0000C 00125				HIBD125 2PMDS0000C 00063 HIBD125 2PMDS0000C 00080 HIBD125 2PMDS0000C 00100 HIBD125 2PMDS0000C 00125	40	MCB	M7				
		 10kA, 3P	 63A 80A 100A 125A	HIBD125 3PMBS0000C 00063 HIBD125 3PMBS0000C 00080 HIBD125 3PMBS0000C 00100 HIBD125 3PMBS0000C 00125				HIBD125 3PMCS0000C 00063 HIBD125 3PMCS0000C 00080 HIBD125 3PMCS0000C 00100 HIBD125 3PMCS0000C 00125				HIBD125 3PMDS0000C 00063 HIBD125 3PMDS0000C 00080 HIBD125 3PMDS0000C 00100 HIBD125 3PMDS0000C 00125	20	MCB	M7
			 10kA, 4P	 63A 80A 100A 125A				HIBD125 4PMBS0000C 00063 HIBD125 4PMBS0000C 00080 HIBD125 4PMBS0000C 00100 HIBD125 4PMBS0000C 00125				HIBD125 4PMCS0000C 00063 HIBD125 4PMCS0000C 00080 HIBD125 4PMCS0000C 00100 HIBD125 4PMCS0000C 00125			
 10kA, 1P+N				 63A 80A 100A 125A	HIBD125 1NMBS0000C 00063 HIBD125 1NMBS0000C 00080 HIBD125 1NMBS0000C 00100 HIBD125 1NMBS0000C 00125	HIBD125 1NMCS0000C 00063 HIBD125 1NMCS0000C 00080 HIBD125 1NMCS0000C 00100 HIBD125 1NMCS0000C 00125	HIBD125 1NMDS0000C 00063 HIBD125 1NMDS0000C 00080 HIBD125 1NMDS0000C 00100 HIBD125 1NMDS0000C 00125	40				MCB			
	 10kA, 3P+N			 63A 80A 100A 125A	HIBD125 3NMBS0000C 00063 HIBD125 3NMBS0000C 00080 HIBD125 3NMBS0000C 00100 HIBD125 3NMBS0000C 00125	HIBD125 3NMCS0000C 00063 HIBD125 3NMCS0000C 00080 HIBD125 3NMCS0000C 00100 HIBD125 3NMCS0000C 00125	HIBD125 3NMDS0000C 00063 HIBD125 3NMDS0000C 00080 HIBD125 3NMDS0000C 00100 HIBD125 3NMDS0000C 00125		20	MCB	M7				

HiBD63h / 10kA 63AF 1-63A

Standard Protection Specification	IEC/EN60898 overload, short-circuit 10kA at AC240/415V - AC240V (1P, 1P+N), AC240/415V - Ics = 75% Icu 1, 2, 3, 4, 5, 6, 10, 13, 15, 16, 20, 25, 32, 40, 50, 63A 1, 2, 3, 4, 1+N, 3+N pole B, C, D curve	Dimensions	
Accessory	auxiliary switch, trip alarm switch, auxiliary & trip alarm switch, shunt trip, shunt trip & auxiliary switch, under voltage trip		

Order information





HiBD63h

Rating	Code			Unit (EA)	Category		
	B curve	C curve	D curve				
 10kA, 1P	1A	HiBD63H 1PMBS0000C 00001	HiBD63H 1PMCS0000C 00001	HiBD63H 1PMDS0000C 00001	120	MCB	M7
	2A	HiBD63H 1PMBS0000C 00002	HiBD63H 1PMCS0000C 00002	HiBD63H 1PMDS0000C 00002			
	3A	HiBD63H 1PMBS0000C 00003	HiBD63H 1PMCS0000C 00003	HiBD63H 1PMDS0000C 00003			
	4A	HiBD63H 1PMBS0000C 00004	HiBD63H 1PMCS0000C 00004	HiBD63H 1PMDS0000C 00004			
	5A	HiBD63H 1PMBS0000C 00005	HiBD63H 1PMCS0000C 00005	HiBD63H 1PMDS0000C 00005			
	6A	HiBD63H 1PMBS0000C 00006	HiBD63H 1PMCS0000C 00006	HiBD63H 1PMDS0000C 00006			
	10A	HiBD63H 1PMBS0000C 00010	HiBD63H 1PMCS0000C 00010	HiBD63H 1PMDS0000C 00010			
	13A	HiBD63H 1PMBS0000C 00013	HiBD63H 1PMCS0000C 00013	HiBD63H 1PMDS0000C 00013			
	15A	HiBD63H 1PMBS0000C 00015	HiBD63H 1PMCS0000C 00015	HiBD63H 1PMDS0000C 00015			
	16A	HiBD63H 1PMBS0000C 00016	HiBD63H 1PMCS0000C 00016	HiBD63H 1PMDS0000C 00016			
	20A	HiBD63H 1PMBS0000C 00020	HiBD63H 1PMCS0000C 00020	HiBD63H 1PMDS0000C 00020			
	25A	HiBD63H 1PMBS0000C 00025	HiBD63H 1PMCS0000C 00025	HiBD63H 1PMDS0000C 00025			
	32A	HiBD63H 1PMBS0000C 00032	HiBD63H 1PMCS0000C 00032	HiBD63H 1PMDS0000C 00032			
	40A	HiBD63H 1PMBS0000C 00040	HiBD63H 1PMCS0000C 00040	HiBD63H 1PMDS0000C 00040			
	50A	HiBD63H 1PMBS0000C 00050	HiBD63H 1PMCS0000C 00050	HiBD63H 1PMDS0000C 00050			
63A	HiBD63H 1PMBS0000C 00063	HiBD63H 1PMCS0000C 00063	HiBD63H 1PMDS0000C 00063				
 10kA, 2P	1A	HiBD63H 2PMBS0000C 00001	HiBD63H 2PMCS0000C 00001	HiBD63H 2PMDS0000C 00001	60	MCB	M7
	2A	HiBD63H 2PMBS0000C 00002	HiBD63H 2PMCS0000C 00002	HiBD63H 2PMDS0000C 00002			
	3A	HiBD63H 2PMBS0000C 00003	HiBD63H 2PMCS0000C 00003	HiBD63H 2PMDS0000C 00003			
	4A	HiBD63H 2PMBS0000C 00004	HiBD63H 2PMCS0000C 00004	HiBD63H 2PMDS0000C 00004			
	5A	HiBD63H 2PMBS0000C 00005	HiBD63H 2PMCS0000C 00005	HiBD63H 2PMDS0000C 00005			
	6A	HiBD63H 2PMBS0000C 00006	HiBD63H 2PMCS0000C 00006	HiBD63H 2PMDS0000C 00006			
	10A	HiBD63H 2PMBS0000C 00010	HiBD63H 2PMCS0000C 00010	HiBD63H 2PMDS0000C 00010			
	13A	HiBD63H 2PMBS0000C 00013	HiBD63H 2PMCS0000C 00013	HiBD63H 2PMDS0000C 00013			
	15A	HiBD63H 2PMBS0000C 00015	HiBD63H 2PMCS0000C 00015	HiBD63H 2PMDS0000C 00015			
	16A	HiBD63H 2PMBS0000C 00016	HiBD63H 2PMCS0000C 00016	HiBD63H 2PMDS0000C 00016			
	20A	HiBD63H 2PMBS0000C 00020	HiBD63H 2PMCS0000C 00020	HiBD63H 2PMDS0000C 00020			
	25A	HiBD63H 2PMBS0000C 00025	HiBD63H 2PMCS0000C 00025	HiBD63H 2PMDS0000C 00025			
	32A	HiBD63H 2PMBS0000C 00032	HiBD63H 2PMCS0000C 00032	HiBD63H 2PMDS0000C 00032			
	40A	HiBD63H 2PMBS0000C 00040	HiBD63H 2PMCS0000C 00040	HiBD63H 2PMDS0000C 00040			
	50A	HiBD63H 2PMBS0000C 00050	HiBD63H 2PMCS0000C 00050	HiBD63H 2PMDS0000C 00050			
63A	HiBD63H 2PMBS0000C 00063	HiBD63H 2PMCS0000C 00063	HiBD63H 2PMDS0000C 00063				

HiBD63h / 10kA 63AF 1-63A




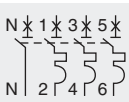
■ Order information

HiBD63h

Rating	Code			Unit (EA)	Category		
	B curve	C curve	D curve				
  10kA, 3P	1A	HIBD63H 3PMBS0000C 00001	HIBD63H 3PMCS0000C 00001	HIBD63H 3PMDS0000C 00001	40	MCB	M7
	2A	HIBD63H 3PMBS0000C 00002	HIBD63H 3PMCS0000C 00002	HIBD63H 3PMDS0000C 00002			
	3A	HIBD63H 3PMBS0000C 00003	HIBD63H 3PMCS0000C 00003	HIBD63H 3PMDS0000C 00003			
	4A	HIBD63H 3PMBS0000C 00004	HIBD63H 3PMCS0000C 00004	HIBD63H 3PMDS0000C 00004			
	5A	HIBD63H 3PMBS0000C 00005	HIBD63H 3PMCS0000C 00005	HIBD63H 3PMDS0000C 00005			
	6A	HIBD63H 3PMBS0000C 00006	HIBD63H 3PMCS0000C 00006	HIBD63H 3PMDS0000C 00006			
	10A	HIBD63H 3PMBS0000C 00010	HIBD63H 3PMCS0000C 00010	HIBD63H 3PMDS0000C 00010			
	13A	HIBD63H 3PMBS0000C 00013	HIBD63H 3PMCS0000C 00013	HIBD63H 3PMDS0000C 00013			
	15A	HIBD63H 3PMBS0000C 00015	HIBD63H 3PMCS0000C 00015	HIBD63H 3PMDS0000C 00015			
	16A	HIBD63H 3PMBS0000C 00016	HIBD63H 3PMCS0000C 00016	HIBD63H 3PMDS0000C 00016			
	20A	HIBD63H 3PMBS0000C 00020	HIBD63H 3PMCS0000C 00020	HIBD63H 3PMDS0000C 00020			
	25A	HIBD63H 3PMBS0000C 00025	HIBD63H 3PMCS0000C 00025	HIBD63H 3PMDS0000C 00025			
	32A	HIBD63H 3PMBS0000C 00032	HIBD63H 3PMCS0000C 00032	HIBD63H 3PMDS0000C 00032			
	40A	HIBD63H 3PMBS0000C 00040	HIBD63H 3PMCS0000C 00040	HIBD63H 3PMDS0000C 00040			
	50A	HIBD63H 3PMBS0000C 00050	HIBD63H 3PMCS0000C 00050	HIBD63H 3PMDS0000C 00050			
	63A	HIBD63H 3PMBS0000C 00063	HIBD63H 3PMCS0000C 00063	HIBD63H 3PMDS0000C 00063			
  10kA, 4P	1A	HIBD63H 4PMBS0000C 00001	HIBD63H 4PMCS0000C 00001	HIBD63H 4PMDS0000C 00001	30	MCB	M7
	2A	HIBD63H 4PMBS0000C 00002	HIBD63H 4PMCS0000C 00002	HIBD63H 4PMDS0000C 00002			
	3A	HIBD63H 4PMBS0000C 00003	HIBD63H 4PMCS0000C 00003	HIBD63H 4PMDS0000C 00003			
	4A	HIBD63H 4PMBS0000C 00004	HIBD63H 4PMCS0000C 00004	HIBD63H 4PMDS0000C 00004			
	5A	HIBD63H 4PMBS0000C 00005	HIBD63H 4PMCS0000C 00005	HIBD63H 4PMDS0000C 00005			
	6A	HIBD63H 4PMBS0000C 00006	HIBD63H 4PMCS0000C 00006	HIBD63H 4PMDS0000C 00006			
	10A	HIBD63H 4PMBS0000C 00010	HIBD63H 4PMCS0000C 00010	HIBD63H 4PMDS0000C 00010			
	13A	HIBD63H 4PMBS0000C 00013	HIBD63H 4PMCS0000C 00013	HIBD63H 4PMDS0000C 00013			
	15A	HIBD63H 4PMBS0000C 00015	HIBD63H 4PMCS0000C 00015	HIBD63H 4PMDS0000C 00015			
	16A	HIBD63H 4PMBS0000C 00016	HIBD63H 4PMCS0000C 00016	HIBD63H 4PMDS0000C 00016			
	20A	HIBD63H 4PMBS0000C 00020	HIBD63H 4PMCS0000C 00020	HIBD63H 4PMDS0000C 00020			
	25A	HIBD63H 4PMBS0000C 00025	HIBD63H 4PMCS0000C 00025	HIBD63H 4PMDS0000C 00025			
	32A	HIBD63H 4PMBS0000C 00032	HIBD63H 4PMCS0000C 00032	HIBD63H 4PMDS0000C 00032			
	40A	HIBD63H 4PMBS0000C 00040	HIBD63H 4PMCS0000C 00040	HIBD63H 4PMDS0000C 00040			
	50A	HIBD63H 4PMBS0000C 00050	HIBD63H 4PMCS0000C 00050	HIBD63H 4PMDS0000C 00050			
	63A	HIBD63H 4PMBS0000C 00063	HIBD63H 4PMCS0000C 00063	HIBD63H 4PMDS0000C 00063			

Order information

HIBD63h

Rating	Code			Unit (EA)	Category		
	B curve	C curve	D curve				
  10kA, 1P+N	1A	HIBD63H 1NMBS0000C 00001	HIBD63H 1NMCS0000C 00001	HIBD63H 1NMDS0000C 00001	60	MCB	M7
	2A	HIBD63H 1NMBS0000C 00002	HIBD63H 1NMCS0000C 00002	HIBD63H 1NMDS0000C 00002			
	3A	HIBD63H 1NMBS0000C 00003	HIBD63H 1NMCS0000C 00003	HIBD63H 1NMDS0000C 00003			
	4A	HIBD63H 1NMBS0000C 00004	HIBD63H 1NMCS0000C 00004	HIBD63H 1NMDS0000C 00004			
	5A	HIBD63H 1NMBS0000C 00005	HIBD63H 1NMCS0000C 00005	HIBD63H 1NMDS0000C 00005			
	6A	HIBD63H 1NMBS0000C 00006	HIBD63H 1NMCS0000C 00006	HIBD63H 1NMDS0000C 00006			
	10A	HIBD63H 1NMBS0000C 00010	HIBD63H 1NMCS0000C 00010	HIBD63H 1NMDS0000C 00010			
	13A	HIBD63H 1NMBS0000C 00013	HIBD63H 1NMCS0000C 00013	HIBD63H 1NMDS0000C 00013			
	15A	HIBD63H 1NMBS0000C 00015	HIBD63H 1NMCS0000C 00015	HIBD63H 1NMDS0000C 00015			
	16A	HIBD63H 1NMBS0000C 00016	HIBD63H 1NMCS0000C 00016	HIBD63H 1NMDS0000C 00016			
	20A	HIBD63H 1NMBS0000C 00020	HIBD63H 1NMCS0000C 00020	HIBD63H 1NMDS0000C 00020			
	25A	HIBD63H 1NMBS0000C 00025	HIBD63H 1NMCS0000C 00025	HIBD63H 1NMDS0000C 00025			
	32A	HIBD63H 1NMBS0000C 00032	HIBD63H 1NMCS0000C 00032	HIBD63H 1NMDS0000C 00032			
	40A	HIBD63H 1NMBS0000C 00040	HIBD63H 1NMCS0000C 00040	HIBD63H 1NMDS0000C 00040			
	50A	HIBD63H 1NMBS0000C 00050	HIBD63H 1NMCS0000C 00050	HIBD63H 1NMDS0000C 00050			
	63A	HIBD63H 1NMBS0000C 00063	HIBD63H 1NMCS0000C 00063	HIBD63H 1NMDS0000C 00063			
	  10kA, 3P+N	1A	HIBD63H 3NMBS0000C 00001	HIBD63H 3NMCS0000C 00001			
2A		HIBD63H 3NMBS0000C 00002	HIBD63H 3NMCS0000C 00002	HIBD63H 3NMDS0000C 00002			
3A		HIBD63H 3NMBS0000C 00003	HIBD63H 3NMCS0000C 00003	HIBD63H 3NMDS0000C 00003			
4A		HIBD63H 3NMBS0000C 00004	HIBD63H 3NMCS0000C 00004	HIBD63H 3NMDS0000C 00004			
5A		HIBD63H 3NMBS0000C 00005	HIBD63H 3NMCS0000C 00005	HIBD63H 3NMDS0000C 00005			
6A		HIBD63H 3NMBS0000C 00006	HIBD63H 3NMCS0000C 00006	HIBD63H 3NMDS0000C 00006			
10A		HIBD63H 3NMBS0000C 00010	HIBD63H 3NMCS0000C 00010	HIBD63H 3NMDS0000C 00010			
13A		HIBD63H 3NMBS0000C 00013	HIBD63H 3NMCS0000C 00013	HIBD63H 3NMDS0000C 00013			
15A		HIBD63H 3NMBS0000C 00015	HIBD63H 3NMCS0000C 00015	HIBD63H 3NMDS0000C 00015			
16A		HIBD63H 3NMBS0000C 00016	HIBD63H 3NMCS0000C 00016	HIBD63H 3NMDS0000C 00016			
20A		HIBD63H 3NMBS0000C 00020	HIBD63H 3NMCS0000C 00020	HIBD63H 3NMDS0000C 00020			
25A		HIBD63H 3NMBS0000C 00025	HIBD63H 3NMCS0000C 00025	HIBD63H 3NMDS0000C 00025			
32A		HIBD63H 3NMBS0000C 00032	HIBD63H 3NMCS0000C 00032	HIBD63H 3NMDS0000C 00032			
40A		HIBD63H 3NMBS0000C 00040	HIBD63H 3NMCS0000C 00040	HIBD63H 3NMDS0000C 00040			
50A		HIBD63H 3NMBS0000C 00050	HIBD63H 3NMCS0000C 00050	HIBD63H 3NMDS0000C 00050			
63A		HIBD63H 3NMBS0000C 00063	HIBD63H 3NMCS0000C 00063	HIBD63H 3NMDS0000C 00063			


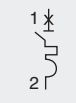


MCB

HiBD63-N / 6kA 1-63A

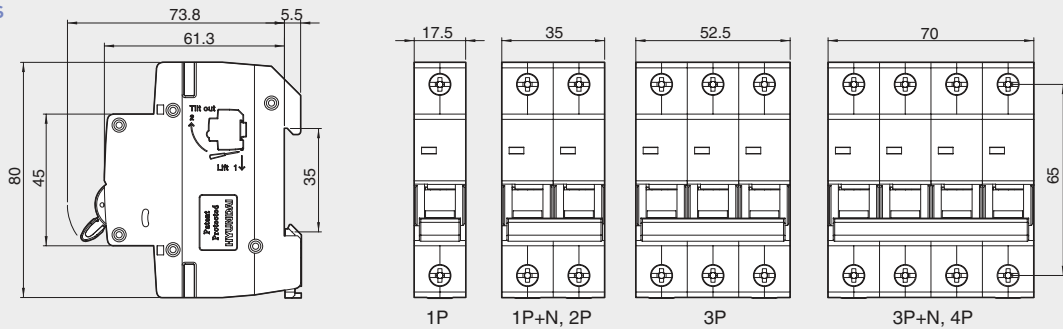
Standard Protection Specification	IEC/EN60898 overload, short-circuit 6kA at AC240/415V - AC240V (1P, 1P+N), AC240/415V - Ics = 100% Icu 1, 2, 3, 4, 5, 6, 10, 13, 15, 16, 20, 25, 32, 40, 50, 63A 1, 2, 3, 4, 1+N, 3+N pole B, C, D curve
Accessory	auxiliary switch, trip alarm switch, auxiliary & trip alarm switch, shunt trip, shunt trip & auxiliary switch, under voltage trip

■ Order information

HiBD63-N





Rating	Code			Unit (EA)	Category		
	B curve	C curve	D curve				
  6kA, 1P	1A	HiBD63-N 1PMBS0000C 00001	HiBD63-N 1PMCS0000C 00001	HiBD63-N 1PMDS0000C 00001	120	MCB	M7
	2A	HiBD63-N 1PMBS0000C 00002	HiBD63-N 1PMCS0000C 00002	HiBD63-N 1PMDS0000C 00002			
	3A	HiBD63-N 1PMBS0000C 00003	HiBD63-N 1PMCS0000C 00003	HiBD63-N 1PMDS0000C 00003			
	4A	HiBD63-N 1PMBS0000C 00004	HiBD63-N 1PMCS0000C 00004	HiBD63-N 1PMDS0000C 00004			
	5A	HiBD63-N 1PMBS0000C 00005	HiBD63-N 1PMCS0000C 00005	HiBD63-N 1PMDS0000C 00005			
	6A	HiBD63-N 1PMBS0000C 00006	HiBD63-N 1PMCS0000C 00006	HiBD63-N 1PMDS0000C 00006			
	10A	HiBD63-N 1PMBS0000C 00010	HiBD63-N 1PMCS0000C 00010	HiBD63-N 1PMDS0000C 00010			
	13A	HiBD63-N 1PMBS0000C 00013	HiBD63-N 1PMCS0000C 00013	HiBD63-N 1PMDS0000C 00013			
	15A	HiBD63-N 1PMBS0000C 00015	HiBD63-N 1PMCS0000C 00015	HiBD63-N 1PMDS0000C 00015			
	16A	HiBD63-N 1PMBS0000C 00016	HiBD63-N 1PMCS0000C 00016	HiBD63-N 1PMDS0000C 00016			
	20A	HiBD63-N 1PMBS0000C 00020	HiBD63-N 1PMCS0000C 00020	HiBD63-N 1PMDS0000C 00020			
	25A	HiBD63-N 1PMBS0000C 00025	HiBD63-N 1PMCS0000C 00025	HiBD63-N 1PMDS0000C 00025			
	32A	HiBD63-N 1PMBS0000C 00032	HiBD63-N 1PMCS0000C 00032	HiBD63-N 1PMDS0000C 00032			
	40A	HiBD63-N 1PMBS0000C 00040	HiBD63-N 1PMCS0000C 00040	HiBD63-N 1PMDS0000C 00040			
	50A	HiBD63-N 1PMBS0000C 00050	HiBD63-N 1PMCS0000C 00050	HiBD63-N 1PMDS0000C 00050			
63A	HiBD63-N 1PMBS0000C 00063	HiBD63-N 1PMCS0000C 00063	HiBD63-N 1PMDS0000C 00063				
  6kA, 2P	1A	HiBD63-N 2PMBS0000C 00001	HiBD63-N 2PMCS0000C 00001	HiBD63-N 2PMDS0000C 00001	60	MCB	M7
	2A	HiBD63-N 2PMBS0000C 00002	HiBD63-N 2PMCS0000C 00002	HiBD63-N 2PMDS0000C 00002			
	3A	HiBD63-N 2PMBS0000C 00003	HiBD63-N 2PMCS0000C 00003	HiBD63-N 2PMDS0000C 00003			
	4A	HiBD63-N 2PMBS0000C 00004	HiBD63-N 2PMCS0000C 00004	HiBD63-N 2PMDS0000C 00004			
	5A	HiBD63-N 2PMBS0000C 00005	HiBD63-N 2PMCS0000C 00005	HiBD63-N 2PMDS0000C 00005			
	6A	HiBD63-N 2PMBS0000C 00006	HiBD63-N 2PMCS0000C 00006	HiBD63-N 2PMDS0000C 00006			
	10A	HiBD63-N 2PMBS0000C 00010	HiBD63-N 2PMCS0000C 00010	HiBD63-N 2PMDS0000C 00010			
	13A	HiBD63-N 2PMBS0000C 00013	HiBD63-N 2PMCS0000C 00013	HiBD63-N 2PMDS0000C 00013			
	15A	HiBD63-N 2PMBS0000C 00015	HiBD63-N 2PMCS0000C 00015	HiBD63-N 2PMDS0000C 00015			
	16A	HiBD63-N 2PMBS0000C 00016	HiBD63-N 2PMCS0000C 00016	HiBD63-N 2PMDS0000C 00016			
	20A	HiBD63-N 2PMBS0000C 00020	HiBD63-N 2PMCS0000C 00020	HiBD63-N 2PMDS0000C 00020			
	25A	HiBD63-N 2PMBS0000C 00025	HiBD63-N 2PMCS0000C 00025	HiBD63-N 2PMDS0000C 00025			
	32A	HiBD63-N 2PMBS0000C 00032	HiBD63-N 2PMCS0000C 00032	HiBD63-N 2PMDS0000C 00032			
	40A	HiBD63-N 2PMBS0000C 00040	HiBD63-N 2PMCS0000C 00040	HiBD63-N 2PMDS0000C 00040			
	50A	HiBD63-N 2PMBS0000C 00050	HiBD63-N 2PMCS0000C 00050	HiBD63-N 2PMDS0000C 00050			
63A	HiBD63-N 2PMBS0000C 00063	HiBD63-N 2PMCS0000C 00063	HiBD63-N 2PMDS0000C 00063				

Dimensions



Order information





HiBD63-N

Rating	Code			Unit (EA)	Category		
	B curve	C curve	D curve				
  6kA, 3P	1A	HIBD63-N 3PMBS0000C 00001	HIBD63-N 3PMCS0000C 00001	HIBD63-N 3PMDS0000C 00001	40	MCB	M7
	2A	HIBD63-N 3PMBS0000C 00002	HIBD63-N 3PMCS0000C 00002	HIBD63-N 3PMDS0000C 00002			
	3A	HIBD63-N 3PMBS0000C 00003	HIBD63-N 3PMCS0000C 00003	HIBD63-N 3PMDS0000C 00003			
	4A	HIBD63-N 3PMBS0000C 00004	HIBD63-N 3PMCS0000C 00004	HIBD63-N 3PMDS0000C 00004			
	5A	HIBD63-N 3PMBS0000C 00005	HIBD63-N 3PMCS0000C 00005	HIBD63-N 3PMDS0000C 00005			
	6A	HIBD63-N 3PMBS0000C 00006	HIBD63-N 3PMCS0000C 00006	HIBD63-N 3PMDS0000C 00006			
	10A	HIBD63-N 3PMBS0000C 00010	HIBD63-N 3PMCS0000C 00010	HIBD63-N 3PMDS0000C 00010			
	13A	HIBD63-N 3PMBS0000C 00013	HIBD63-N 3PMCS0000C 00013	HIBD63-N 3PMDS0000C 00013			
	15A	HIBD63-N 3PMBS0000C 00015	HIBD63-N 3PMCS0000C 00015	HIBD63-N 3PMDS0000C 00015			
	16A	HIBD63-N 3PMBS0000C 00016	HIBD63-N 3PMCS0000C 00016	HIBD63-N 3PMDS0000C 00016			
	20A	HIBD63-N 3PMBS0000C 00020	HIBD63-N 3PMCS0000C 00020	HIBD63-N 3PMDS0000C 00020			
	25A	HIBD63-N 3PMBS0000C 00025	HIBD63-N 3PMCS0000C 00025	HIBD63-N 3PMDS0000C 00025			
	32A	HIBD63-N 3PMBS0000C 00032	HIBD63-N 3PMCS0000C 00032	HIBD63-N 3PMDS0000C 00032			
	40A	HIBD63-N 3PMBS0000C 00040	HIBD63-N 3PMCS0000C 00040	HIBD63-N 3PMDS0000C 00040			
	50A	HIBD63-N 3PMBS0000C 00050	HIBD63-N 3PMCS0000C 00050	HIBD63-N 3PMDS0000C 00050			
63A	HIBD63-N 3PMBS0000C 00063	HIBD63-N 3PMCS0000C 00063	HIBD63-N 3PMDS0000C 00063				
  6kA, 4P	1A	HIBD63-N 4PMBS0000C 00001	HIBD63-N 4PMCS0000C 00001	HIBD63-N 4PMDS0000C 00001	30	MCB	M7
	2A	HIBD63-N 4PMBS0000C 00002	HIBD63-N 4PMCS0000C 00002	HIBD63-N 4PMDS0000C 00002			
	3A	HIBD63-N 4PMBS0000C 00003	HIBD63-N 4PMCS0000C 00003	HIBD63-N 4PMDS0000C 00003			
	4A	HIBD63-N 4PMBS0000C 00004	HIBD63-N 4PMCS0000C 00004	HIBD63-N 4PMDS0000C 00004			
	5A	HIBD63-N 4PMBS0000C 00005	HIBD63-N 4PMCS0000C 00005	HIBD63-N 4PMDS0000C 00005			
	6A	HIBD63-N 4PMBS0000C 00006	HIBD63-N 4PMCS0000C 00006	HIBD63-N 4PMDS0000C 00006			
	10A	HIBD63-N 4PMBS0000C 00010	HIBD63-N 4PMCS0000C 00010	HIBD63-N 4PMDS0000C 00010			
	13A	HIBD63-N 4PMBS0000C 00013	HIBD63-N 4PMCS0000C 00013	HIBD63-N 4PMDS0000C 00013			
	15A	HIBD63-N 4PMBS0000C 00015	HIBD63-N 4PMCS0000C 00015	HIBD63-N 4PMDS0000C 00015			
	16A	HIBD63-N 4PMBS0000C 00016	HIBD63-N 4PMCS0000C 00016	HIBD63-N 4PMDS0000C 00016			
	20A	HIBD63-N 4PMBS0000C 00020	HIBD63-N 4PMCS0000C 00020	HIBD63-N 4PMDS0000C 00020			
	25A	HIBD63-N 4PMBS0000C 00025	HIBD63-N 4PMCS0000C 00025	HIBD63-N 4PMDS0000C 00025			
	32A	HIBD63-N 4PMBS0000C 00032	HIBD63-N 4PMCS0000C 00032	HIBD63-N 4PMDS0000C 00032			
	40A	HIBD63-N 4PMBS0000C 00040	HIBD63-N 4PMCS0000C 00040	HIBD63-N 4PMDS0000C 00040			
	50A	HIBD63-N 4PMBS0000C 00050	HIBD63-N 4PMCS0000C 00050	HIBD63-N 4PMDS0000C 00050			
63A	HIBD63-N 4PMBS0000C 00063	HIBD63-N 4PMCS0000C 00063	HIBD63-N 4PMDS0000C 00063				

HiBD63-N / 6kA 1-63A

■ Order information

HiBD63-N



Rating	Code			Unit (EA)	Category		
	B curve	C curve	D curve				
  6kA, 1P+N	1A	HIBD63-N 1NMBS0000C 00001	HIBD63-N 1NMCS0000C 00001	HIBD63-N 1NMDS0000C 00001	60	MCB	M7
	2A	HIBD63-N 1NMBS0000C 00002	HIBD63-N 1NMCS0000C 00002	HIBD63-N 1NMDS0000C 00002			
	3A	HIBD63-N 1NMBS0000C 00003	HIBD63-N 1NMCS0000C 00003	HIBD63-N 1NMDS0000C 00003			
	4A	HIBD63-N 1NMBS0000C 00004	HIBD63-N 1NMCS0000C 00004	HIBD63-N 1NMDS0000C 00004			
	5A	HIBD63-N 1NMBS0000C 00005	HIBD63-N 1NMCS0000C 00005	HIBD63-N 1NMDS0000C 00005			
	6A	HIBD63-N 1NMBS0000C 00006	HIBD63-N 1NMCS0000C 00006	HIBD63-N 1NMDS0000C 00006			
	10A	HIBD63-N 1NMBS0000C 00010	HIBD63-N 1NMCS0000C 00010	HIBD63-N 1NMDS0000C 00010			
	13A	HIBD63-N 1NMBS0000C 00013	HIBD63-N 1NMCS0000C 00013	HIBD63-N 1NMDS0000C 00013			
	15A	HIBD63-N 1NMBS0000C 00015	HIBD63-N 1NMCS0000C 00015	HIBD63-N 1NMDS0000C 00015			
	16A	HIBD63-N 1NMBS0000C 00016	HIBD63-N 1NMCS0000C 00016	HIBD63-N 1NMDS0000C 00016			
	20A	HIBD63-N 1NMBS0000C 00020	HIBD63-N 1NMCS0000C 00020	HIBD63-N 1NMDS0000C 00020			
	25A	HIBD63-N 1NMBS0000C 00025	HIBD63-N 1NMCS0000C 00025	HIBD63-N 1NMDS0000C 00025			
	32A	HIBD63-N 1NMBS0000C 00032	HIBD63-N 1NMCS0000C 00032	HIBD63-N 1NMDS0000C 00032			
	40A	HIBD63-N 1NMBS0000C 00040	HIBD63-N 1NMCS0000C 00040	HIBD63-N 1NMDS0000C 00040			
	50A	HIBD63-N 1NMBS0000C 00050	HIBD63-N 1NMCS0000C 00050	HIBD63-N 1NMDS0000C 00050			
	63A	HIBD63-N 1NMBS0000C 00063	HIBD63-N 1NMCS0000C 00063	HIBD63-N 1NMDS0000C 00063			
	  6kA, 3P+N	1A	HIBD63-N 3NMBS0000C 00001	HIBD63-N 3NMCS0000C 00001			
2A		HIBD63-N 3NMBS0000C 00002	HIBD63-N 3NMCS0000C 00002	HIBD63-N 3NMDS0000C 00002			
3A		HIBD63-N 3NMBS0000C 00003	HIBD63-N 3NMCS0000C 00003	HIBD63-N 3NMDS0000C 00003			
4A		HIBD63-N 3NMBS0000C 00004	HIBD63-N 3NMCS0000C 00004	HIBD63-N 3NMDS0000C 00004			
5A		HIBD63-N 3NMBS0000C 00005	HIBD63-N 3NMCS0000C 00005	HIBD63-N 3NMDS0000C 00005			
6A		HIBD63-N 3NMBS0000C 00006	HIBD63-N 3NMCS0000C 00006	HIBD63-N 3NMDS0000C 00006			
10A		HIBD63-N 3NMBS0000C 00010	HIBD63-N 3NMCS0000C 00010	HIBD63-N 3NMDS0000C 00010			
13A		HIBD63-N 3NMBS0000C 00013	HIBD63-N 3NMCS0000C 00013	HIBD63-N 3NMDS0000C 00013			
15A		HIBD63-N 3NMBS0000C 00015	HIBD63-N 3NMCS0000C 00015	HIBD63-N 3NMDS0000C 00015			
16A		HIBD63-N 3NMBS0000C 00016	HIBD63-N 3NMCS0000C 00016	HIBD63-N 3NMDS0000C 00016			
20A		HIBD63-N 3NMBS0000C 00020	HIBD63-N 3NMCS0000C 00020	HIBD63-N 3NMDS0000C 00020			
25A		HIBD63-N 3NMBS0000C 00025	HIBD63-N 3NMCS0000C 00025	HIBD63-N 3NMDS0000C 00025			
32A		HIBD63-N 3NMBS0000C 00032	HIBD63-N 3NMCS0000C 00032	HIBD63-N 3NMDS0000C 00032			
40A		HIBD63-N 3NMBS0000C 00040	HIBD63-N 3NMCS0000C 00040	HIBD63-N 3NMDS0000C 00040			
50A		HIBD63-N 3NMBS0000C 00050	HIBD63-N 3NMCS0000C 00050	HIBD63-N 3NMDS0000C 00050			
63A		HIBD63-N 3NMBS0000C 00063	HIBD63-N 3NMCS0000C 00063	HIBD63-N 3NMDS0000C 00063			

HiBD63-NS / 4.5/6kA 1 pole size 1P+N 1-40A

<p>Standard Protection Specification</p>	<p>IEC/EN60898 overload, short-circuit 4.5/6kA at AC240V - 4.5kA for 1-25A - 6kA for 32-40A - Ics = 100% Icu 1, 2, 3, 4, 5, 6, 10, 13, 15, 16, 20, 25, 32, 40A 1+N pole B, C curve</p>	<p>Dimensions</p>
<p>Accessory</p>	<p>auxiliary switch, trip alarm switch, auxiliary & trip alarm switch, shunt trip, shunt trip & auxiliary switch, under voltage trip</p>	

■ Order information

HiBD63-NS





Rating	Code		Unit (EA)	Category		
	B curve	C curve				
  4.5/6kA, 1P+N	1A	HIBD63-NS 1NMBS0000C 00001	HIBD63-NS 1NMCS0000C 00001	120	MCB	M7
	2A	HIBD63-NS 1NMBS0000C 00002	HIBD63-NS 1NMCS0000C 00002			
	3A	HIBD63-NS 1NMBS0000C 00003	HIBD63-NS 1NMCS0000C 00003			
	4A	HIBD63-NS 1NMBS0000C 00004	HIBD63-NS 1NMCS0000C 00004			
	5A	HIBD63-NS 1NMBS0000C 00005	HIBD63-NS 1NMCS0000C 00005			
	6A	HIBD63-NS 1NMBS0000C 00006	HIBD63-NS 1NMCS0000C 00006			
	10A	HIBD63-NS 1NMBS0000C 00010	HIBD63-NS 1NMCS0000C 00010			
	13A	HIBD63-NS 1NMBS0000C 00013	HIBD63-NS 1NMCS0000C 00013			
	15A	HIBD63-NS 1NMBS0000C 00015	HIBD63-NS 1NMCS0000C 00015			
	16A	HIBD63-NS 1NMBS0000C 00016	HIBD63-NS 1NMCS0000C 00016			
	20A	HIBD63-NS 1NMBS0000C 00020	HIBD63-NS 1NMCS0000C 00020			
	25A	HIBD63-NS 1NMBS0000C 00025	HIBD63-NS 1NMCS0000C 00025			
	32A	HIBD63-NS 1NMBS0000C 00032	HIBD63-NS 1NMCS0000C 00032			
	40A	HIBD63-NS 1NMBS0000C 00040	HIBD63-NS 1NMCS0000C 00040			

HiBD63-S / 4.5kA 1-40A

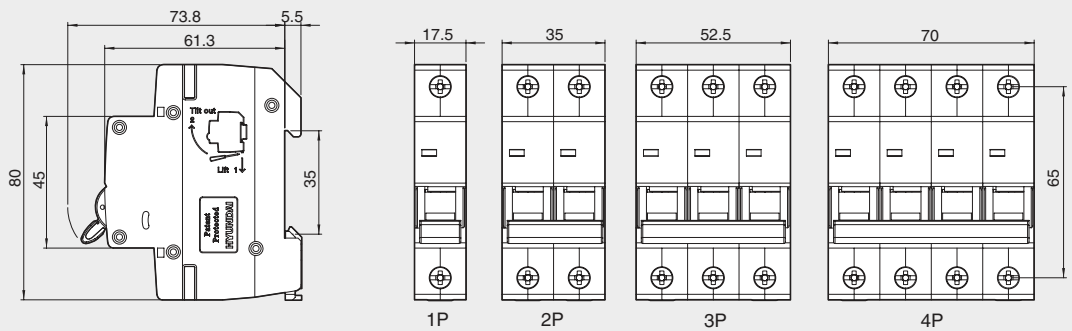
Standard Protection Specification	IEC/EN60898 overload, short-circuit 4.5kA at AC240/415V - AC240V (1P), AC240/415V - Ics = 100% Icu 1, 2, 3, 4, 5, 6, 10, 13, 15, 16, 20, 25, 32, 40A 1, 2, 3, 4 pole B, C curve
Accessory	auxiliary switch, trip alarm switch, auxiliary & trip alarm switch, shunt trip, shunt trip & auxiliary switch, under voltage trip

■ Order information

HiBD63-S





Rating	Code		Unit (EA)	Category	
	B curve	C curve		MCB	M7
  4.5kA, 1P	1A	HIBD63-S 1PMBS0000C 00001	120	MCB	M7
	2A	HIBD63-S 1PMBS0000C 00002			
	3A	HIBD63-S 1PMBS0000C 00003			
	4A	HIBD63-S 1PMBS0000C 00004			
	5A	HIBD63-S 1PMBS0000C 00005			
	6A	HIBD63-S 1PMBS0000C 00006			
	10A	HIBD63-S 1PMBS0000C 00010			
	13A	HIBD63-S 1PMBS0000C 00013			
	15A	HIBD63-S 1PMBS0000C 00015			
	16A	HIBD63-S 1PMBS0000C 00016			
	20A	HIBD63-S 1PMBS0000C 00020			
	25A	HIBD63-S 1PMBS0000C 00025			
	32A	HIBD63-S 1PMBS0000C 00032			
	40A	HIBD63-S 1PMBS0000C 00040			
  4.5kA, 2P	1A	HIBD63-S 2PMBS0000C 00001	60	MCB	M7
	2A	HIBD63-S 2PMBS0000C 00002			
	3A	HIBD63-S 2PMBS0000C 00003			
	4A	HIBD63-S 2PMBS0000C 00004			
	5A	HIBD63-S 2PMBS0000C 00005			
	6A	HIBD63-S 2PMBS0000C 00006			
	10A	HIBD63-S 2PMBS0000C 00010			
	13A	HIBD63-S 2PMBS0000C 00013			
	15A	HIBD63-S 2PMBS0000C 00015			
	16A	HIBD63-S 2PMBS0000C 00016			
	20A	HIBD63-S 2PMBS0000C 00020			
	25A	HIBD63-S 2PMBS0000C 00025			
	32A	HIBD63-S 2PMBS0000C 00032			
	40A	HIBD63-S 2PMBS0000C 00040			

Dimensions



Order information

HiBD63-S


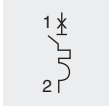

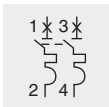
Rating	Code		Unit (EA)	Category		
	B curve	C curve				
  4.5kA, 3P	1A	HIBD63-S 3PMBS0000C 00001	HIBD63-S 3PMCS0000C 00001	40	MCB	M7
	2A	HIBD63-S 3PMBS0000C 00002	HIBD63-S 3PMCS0000C 00002			
	3A	HIBD63-S 3PMBS0000C 00003	HIBD63-S 3PMCS0000C 00003			
	4A	HIBD63-S 3PMBS0000C 00004	HIBD63-S 3PMCS0000C 00004			
	5A	HIBD63-S 3PMBS0000C 00005	HIBD63-S 3PMCS0000C 00005			
	6A	HIBD63-S 3PMBS0000C 00006	HIBD63-S 3PMCS0000C 00006			
	10A	HIBD63-S 3PMBS0000C 00010	HIBD63-S 3PMCS0000C 00010			
	13A	HIBD63-S 3PMBS0000C 00013	HIBD63-S 3PMCS0000C 00013			
	15A	HIBD63-S 3PMBS0000C 00015	HIBD63-S 3PMCS0000C 00015			
	16A	HIBD63-S 3PMBS0000C 00016	HIBD63-S 3PMCS0000C 00016			
	20A	HIBD63-S 3PMBS0000C 00020	HIBD63-S 3PMCS0000C 00020			
	25A	HIBD63-S 3PMBS0000C 00025	HIBD63-S 3PMCS0000C 00025			
	32A	HIBD63-S 3PMBS0000C 00032	HIBD63-S 3PMCS0000C 00032			
40A	HIBD63-S 3PMBS0000C 00040	HIBD63-S 3PMCS0000C 00040				
  4.5kA, 4P	1A	HIBD63-S 4PMBS0000C 00001	HIBD63-S 4PMCS0000C 00001	30	MCB	M7
	2A	HIBD63-S 4PMBS0000C 00002	HIBD63-S 4PMCS0000C 00002			
	3A	HIBD63-S 4PMBS0000C 00003	HIBD63-S 4PMCS0000C 00003			
	4A	HIBD63-S 4PMBS0000C 00004	HIBD63-S 4PMCS0000C 00004			
	5A	HIBD63-S 4PMBS0000C 00005	HIBD63-S 4PMCS0000C 00005			
	6A	HIBD63-S 4PMBS0000C 00006	HIBD63-S 4PMCS0000C 00006			
	10A	HIBD63-S 4PMBS0000C 00010	HIBD63-S 4PMCS0000C 00010			
	13A	HIBD63-S 4PMBS0000C 00013	HIBD63-S 4PMCS0000C 00013			
	15A	HIBD63-S 4PMBS0000C 00015	HIBD63-S 4PMCS0000C 00015			
	16A	HIBD63-S 4PMBS0000C 00016	HIBD63-S 4PMCS0000C 00016			
	20A	HIBD63-S 4PMBS0000C 00020	HIBD63-S 4PMCS0000C 00020			
	25A	HIBD63-S 4PMBS0000C 00025	HIBD63-S 4PMCS0000C 00025			
	32A	HIBD63-S 4PMBS0000C 00032	HIBD63-S 4PMCS0000C 00032			
40A	HIBD63-S 4PMBS0000C 00040	HIBD63-S 4PMCS0000C 00040				

HiBD63-E / 3kA 1-40A

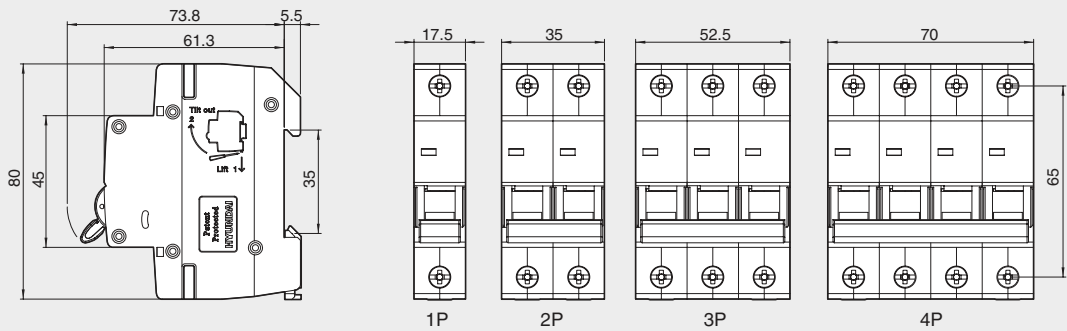
Standard Protection Specification	IEC/EN60898 overload, short-circuit 3kA at AC240/415V - AC240V (1P), AC240/415V - Ics = 100% Icu 1, 2, 3, 4, 5, 6, 10, 13, 15, 16, 20, 25, 32, 40A 1, 2, 3, 4 pole B, C curve
Accessory	auxiliary switch, trip alarm switch, auxiliary & trip alarm switch, shunt trip, shunt trip & auxiliary switch, under voltage trip

■ Order information

HiBD63-E





Rating	Code		Unit (EA)	Category		
	B curve	C curve				
  3kA, 1P	1A	HiBD63-E 1PMBS0000C 00001	HiBD63-E 1PMCS0000C 00001	120	MCB	M7
	2A	HiBD63-E 1PMBS0000C 00002	HiBD63-E 1PMCS0000C 00002			
	3A	HiBD63-E 1PMBS0000C 00003	HiBD63-E 1PMCS0000C 00003			
	4A	HiBD63-E 1PMBS0000C 00004	HiBD63-E 1PMCS0000C 00004			
	5A	HiBD63-E 1PMBS0000C 00005	HiBD63-E 1PMCS0000C 00005			
	6A	HiBD63-E 1PMBS0000C 00006	HiBD63-E 1PMCS0000C 00006			
	10A	HiBD63-E 1PMBS0000C 00010	HiBD63-E 1PMCS0000C 00010			
	13A	HiBD63-E 1PMBS0000C 00013	HiBD63-E 1PMCS0000C 00013			
	15A	HiBD63-E 1PMBS0000C 00015	HiBD63-E 1PMCS0000C 00015			
	16A	HiBD63-E 1PMBS0000C 00016	HiBD63-E 1PMCS0000C 00016			
	20A	HiBD63-E 1PMBS0000C 00020	HiBD63-E 1PMCS0000C 00020			
	25A	HiBD63-E 1PMBS0000C 00025	HiBD63-E 1PMCS0000C 00025			
	32A	HiBD63-E 1PMBS0000C 00032	HiBD63-E 1PMCS0000C 00032			
	40A	HiBD63-E 1PMBS0000C 00040	HiBD63-E 1PMCS0000C 00040			
  3kA, 2P	1A	HiBD63-E 2PMBS0000C 00001	HiBD63-E 2PMCS0000C 00001	60	MCB	M7
	2A	HiBD63-E 2PMBS0000C 00002	HiBD63-E 2PMCS0000C 00002			
	3A	HiBD63-E 2PMBS0000C 00003	HiBD63-E 2PMCS0000C 00003			
	4A	HiBD63-E 2PMBS0000C 00004	HiBD63-E 2PMCS0000C 00004			
	5A	HiBD63-E 2PMBS0000C 00005	HiBD63-E 2PMCS0000C 00005			
	6A	HiBD63-E 2PMBS0000C 00006	HiBD63-E 2PMCS0000C 00006			
	10A	HiBD63-E 2PMBS0000C 00010	HiBD63-E 2PMCS0000C 00010			
	13A	HiBD63-E 2PMBS0000C 00013	HiBD63-E 2PMCS0000C 00013			
	15A	HiBD63-E 2PMBS0000C 00015	HiBD63-E 2PMCS0000C 00015			
	16A	HiBD63-E 2PMBS0000C 00016	HiBD63-E 2PMCS0000C 00016			
	20A	HiBD63-E 2PMBS0000C 00020	HiBD63-E 2PMCS0000C 00020			
	25A	HiBD63-E 2PMBS0000C 00025	HiBD63-E 2PMCS0000C 00025			
	32A	HiBD63-E 2PMBS0000C 00032	HiBD63-E 2PMCS0000C 00032			
	40A	HiBD63-E 2PMBS0000C 00040	HiBD63-E 2PMCS0000C 00040			

Dimensions



Order information

HiBD63-E

Rating	Code		Unit (EA)	Category		
	B curve	C curve				
  3kA, 3P	1A	HIBD63-E 3PMBS0000C 00001	HIBD63-E 3PMCS0000C 00001	40	MCB	M7
	2A	HIBD63-E 3PMBS0000C 00002	HIBD63-E 3PMCS0000C 00002			
	3A	HIBD63-E 3PMBS0000C 00003	HIBD63-E 3PMCS0000C 00003			
	4A	HIBD63-E 3PMBS0000C 00004	HIBD63-E 3PMCS0000C 00004			
	5A	HIBD63-E 3PMBS0000C 00005	HIBD63-E 3PMCS0000C 00005			
	6A	HIBD63-E 3PMBS0000C 00006	HIBD63-E 3PMCS0000C 00006			
	10A	HIBD63-E 3PMBS0000C 00010	HIBD63-E 3PMCS0000C 00010			
	13A	HIBD63-E 3PMBS0000C 00013	HIBD63-E 3PMCS0000C 00013			
	15A	HIBD63-E 3PMBS0000C 00015	HIBD63-E 3PMCS0000C 00015			
	16A	HIBD63-E 3PMBS0000C 00016	HIBD63-E 3PMCS0000C 00016			
	20A	HIBD63-E 3PMBS0000C 00020	HIBD63-E 3PMCS0000C 00020			
	25A	HIBD63-E 3PMBS0000C 00025	HIBD63-E 3PMCS0000C 00025			
	32A	HIBD63-E 3PMBS0000C 00032	HIBD63-E 3PMCS0000C 00032			
40A	HIBD63-E 3PMBS0000C 00040	HIBD63-E 3PMCS0000C 00040				
  3kA, 4P	1A	HIBD63-E 4PMBS0000C 00001	HIBD63-E 4PMCS0000C 00001	30	MCB	M7
	2A	HIBD63-E 4PMBS0000C 00002	HIBD63-E 4PMCS0000C 00002			
	3A	HIBD63-E 4PMBS0000C 00003	HIBD63-E 4PMCS0000C 00003			
	4A	HIBD63-E 4PMBS0000C 00004	HIBD63-E 4PMCS0000C 00004			
	5A	HIBD63-E 4PMBS0000C 00005	HIBD63-E 4PMCS0000C 00005			
	6A	HIBD63-E 4PMBS0000C 00006	HIBD63-E 4PMCS0000C 00006			
	10A	HIBD63-E 4PMBS0000C 00010	HIBD63-E 4PMCS0000C 00010			
	13A	HIBD63-E 4PMBS0000C 00013	HIBD63-E 4PMCS0000C 00013			
	15A	HIBD63-E 4PMBS0000C 00015	HIBD63-E 4PMCS0000C 00015			
	16A	HIBD63-E 4PMBS0000C 00016	HIBD63-E 4PMCS0000C 00016			
	20A	HIBD63-E 4PMBS0000C 00020	HIBD63-E 4PMCS0000C 00020			
	25A	HIBD63-E 4PMBS0000C 00025	HIBD63-E 4PMCS0000C 00025			
	32A	HIBD63-E 4PMBS0000C 00032	HIBD63-E 4PMCS0000C 00032			
40A	HIBD63-E 4PMBS0000C 00040	HIBD63-E 4PMCS0000C 00040				

Accessories

| Auxiliary switch [AUX] |

The auxiliary switch unit indicates the open and close state of the breaker

rated current (IEC60947-2)	AC415V	3A
	≤AC240V	6A
	AC130V	1A
	≤AC48V	2A
	≤AC24V	6A

| Trip alarm switch [ALT] |

The trip alarm switch unit sends out signals when the breakers fail to trip, and the state is expressed on front indicator.

| Auxiliary & Trip alarm switch [AXT] |

The combination unit of auxiliary switch and trip alarm switch indicates the open and close state of the breaker and sends out signals when the breakers fail to trip. The state is expressed on the front indicator. Functions can be selected by right side rotating switch - upside loop for auxiliary switch, downside loop for trip alarm switch

| Installation |

HiBD63, HiBD125



HiBD63h



| Shunt trip [SHT] |

The shunt trip unit sends out trip signal to breaker, and the state is expressed on the front indicator.

power consumption	AC415V	400W/VA
	AC230V	130W/VA
	AC110V, DC110V	35, 45W/VA
	AC/DC48V	32W/VA
	AC/DC24V	135W/VA
	AC12V	30W/VA

| Shunt trip & Auxiliary switch [SAX] |

The combination unit of shunt trip and auxiliary switch indicates the open and close state of the breaker, sends out trip signal to breaker, and the state is expressed on front indicator. For power consumption, please refer to above table.

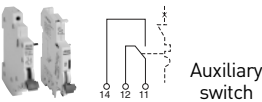
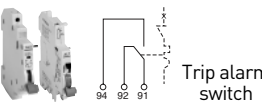
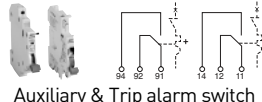
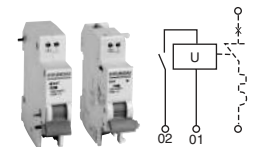

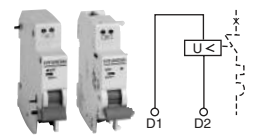
| Under voltage trip [UVT] |

When the voltage drops to 35-70% of rated voltage, the under voltage trip unit will trip the breaker. The breaker can be manually closed when the voltage reaches back to higher than 85% of rated voltage.

power consumption	AC220-240V	3.5W/VA
	DC220-240V	30W/VA
	AC48V	1.6W/VA
	DC48V	1.1W/VA

■ Order information

Accessories

	Rating	Code	Unit (EA)	Category		
				MCB	MC	
 <p>Auxiliary switch</p>	HiBD63-N	AUX M63-N	12	MCB	MC	
	HiBD63h	AUX M63H				
	HiBD125	AUX M125				
 <p>Trip alarm switch</p>	HiBD63-N	ALT M63-N	12	MCB	MC	
	HiBD63h	ALT M63H				
	HiBD125	ALT M125				
 <p>Auxiliary & Trip alarm switch</p>	HiBD63-N	AXT M63-N	12	MCB	MC	
	HiBD63h	AXT M63H				
	HiBD125	AXT M125				
 <p>Shunt trip</p>	HiBD63-N	AC110-415V, DC110-130V	8	MCB	MC	SHT M63-N S2
		AC/DC12V, AC/DC24V				SHT M63-N S5
		AC/DC48V				SHT M63-N S7
	HiBD63h	AC110-415V, DC110-130V				SHT M63H S2
		AC/DC12V, AC/DC24V				SHT M63H S5
		AC/DC48V				SHT M63H S7
	HiBD125	AC110-415V, DC110-130V				SHT M125 S2
		AC/DC12V, AC/DC24V				SHT M125 S5
		AC/DC48V				SHT M125 S7
 <p>Shunt trip & Auxiliary switch</p>	HiBD63-N	AC110-415V, DC110-130V	8	MCB	MC	SAX M63-N S2
		AC/DC12V, AC/DC24V				SAX M63-N S5
		AC/DC48V				SAX M63-N S7
	HiBD63h	AC110-415V, DC110-130V				SAX M63H S2
		AC/DC12V, AC/DC24V				SAX M63H S5
		AC/DC48V				SAX M63H S7
	HiBD125	AC110-415V, DC110-130V				SAX M125 S2
		AC/DC12V, AC/DC24V				SAX M125 S5
		AC/DC48V				SAX M125 S7
 <p>Under voltage trip</p>	HiBD63-N	AC220-240V, instantaneous	8	MCB	MC	UVT M63-N U2
		AC/DC48V, instantaneous				UVT M63-N U5
	HiBD63h	AC220-240V, instantaneous				UVT M63H U2
		AC/DC48V, instantaneous				UVT M63H U5
	HiBD125	AC220-240V, instantaneous				UVT M125 U2
		AC/DC48V, instantaneous				UVT M125 U5



MSD

MINIATURE SWITCH DISCONNECTER

Features


| Application |

Hyundai HiSD type switch disconnecters are mainly used for isolation and switching in the terminal combined electric appliances under the alternating current 50/60Hz, rated voltage AC240V or AC415V and with rated current 16 to 125A. The double point direct moving structure enlarges the current capacity while making full use of the electrical power supplement. In addition, power reserving handle mechanism with high on/off speed promotes the working reliability. HiSD type breakers comply with IEC/EN standard, and can be applied to industry, commerce, high-rise buildings, household and other similar installations.

| Features |

- High quality materials against fire, high temperature rise and shock
- Clear ON/OFF indicator
- Double terminal connection by cable or bus bar

| Ratings |

Model		HiSD125	
Figure			
Standard		IEC/EN60947-3	
Number of poles (P)		1, 2, 3, 4	
Rated current [In] (A)		16, 32, 63, 100, 125	
Rated insulation voltage [Ui] (V)		AC500	
Rated operational voltage [Ue] (V)		AC240/415 ¹⁾	
Rated impulse withstand voltage [Uimp] (kV)		4	
Rated frequency (Hz)		50/60	
Durability (times)	Electrical	10,000	
	Mechanical	20,000	
	Operating frequency per hour	120	
Protection degree		IP20	
Pollution degree		3	
Ambient temperature (with daily average ≤+35°C) (°C)		-25 to +55	
Storage temperature (°C)		-40 to +70	
Terminal size of top/bottom	for cable	IEC (mm ²)	50
		UL/CSA (AWG)	0
	for bus bar	IEC (mm ²)	50
		UL/CSA (AWG)	0
Tightening torque (Nm)		2.5	
Mounting		35mm DIN-rail	
Weight (kg)	1P	0.07	
	2P	0.14	
	3P	0.21	
	4P	0.28	
Dimensions (mm) (W×H×D)	1P	17.5×80×74	
	2P	34.8×80×74	
	3P	52.3×80×74	
	4P	69.8×80×74	


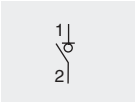





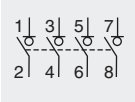
※1) AC415V is not applicable for 1P breaker.


HiSD125 / 16-125A

<p>Standard Protection Specification</p>	<p>IEC/EN60947-3 isolation 16, 32, 63, 100, 125A 1, 2, 3, 4 pole AC240V (1P), AC240/415V</p>	<p>Dimensions</p>
---	--	--------------------------

■ Order information

HiSD125

Rating		Code		Unit (EA)	Category	
 1P		16A	HISD125 1PDSS0000C 00016	120	MCB	M8
		32A	HISD125 1PDSS0000C 00032			
		63A	HISD125 1PDSS0000C 00063			
		100A	HISD125 1PDSS0000C 00100			
		125A	HISD125 1PDSS0000C 00125			
 2P		16A	HISD125 2PDSS0000C 00016	60	MCB	M8
		32A	HISD125 2PDSS0000C 00032			
		63A	HISD125 2PDSS0000C 00063			
		100A	HISD125 2PDSS0000C 00100			
		125A	HISD125 2PDSS0000C 00125			
 3P		16A	HISD125 3PDSS0000C 00016	40	MCB	M8
		32A	HISD125 3PDSS0000C 00032			
		63A	HISD125 3PDSS0000C 00063			
		100A	HISD125 3PDSS0000C 00100			
		125A	HISD125 3PDSS0000C 00125			
 4P		16A	HISD125 4PDSS0000C 00016	30	MCB	M8
		32A	HISD125 4PDSS0000C 00032			
		63A	HISD125 4PDSS0000C 00063			
		100A	HISD125 4PDSS0000C 00100			
		125A	HISD125 4PDSS0000C 00125			



RCCB

RESIDUAL CURRENT CIRCUIT BREAKER

Features

| Application |

Hyundai HiRC, HiRO and HiRD type residual current circuit breakers are mainly used to protect against earth leakage current under the alternating current 50/60Hz, rated voltage AC240V or AC415V and with rated current 1 to 125A.

They open circuit automatically in the event an earth fault between phase and earth, or neutral and earth by detecting the residual current and comparing with the rated residual current through ZCT.

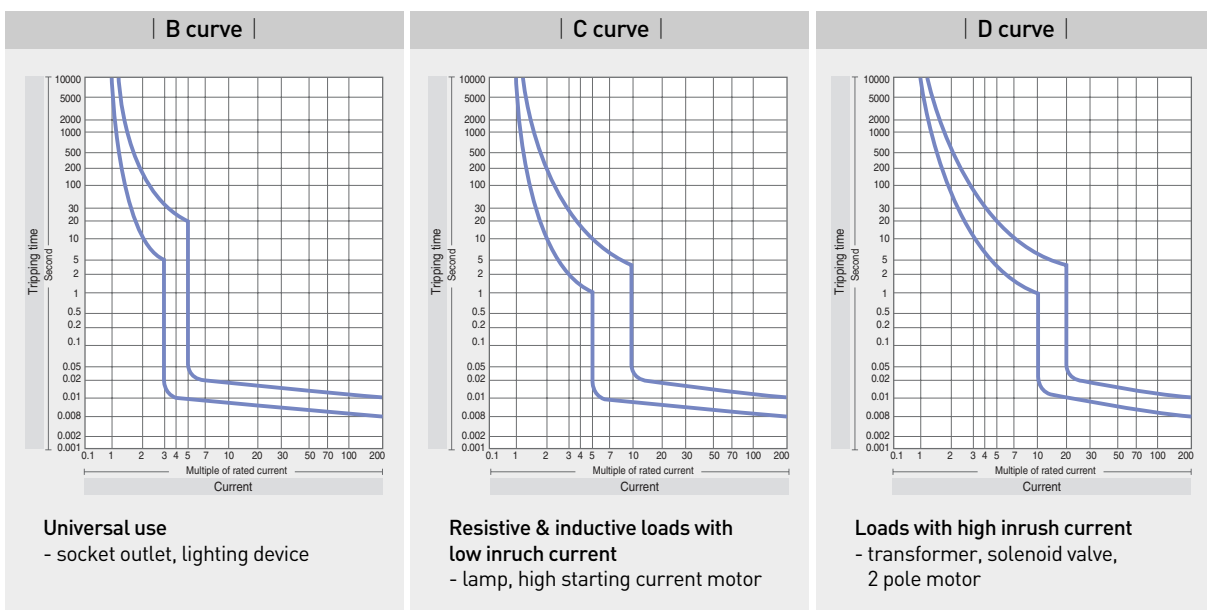
HiRO and HiRD type, which are combinations of residual current device and miniature circuit breaker, also offer protection against overload and short circuit as well as earth leakage. All products comply with IEC/EN standard, and can be applied to industry, commerce, high-rise buildings, household and other similar installations.

| Features |







- Current limiting structure
- High quality materials against fire, high temperature rise and shock
- Clear ON/OFF indicator
- Double terminal connection by cable or bus bar

| Tripping characteristic |

Curve	Rated current	Condition					
		Thermal release			Electromagnetic release		
		Conventional current		Tripping time	Holding current	Tripping current	Tripping time
Non-tripping	Tripping						
B	6-63A	1.13 × I _n		>1h	3 × I _n		>0.1sec.
			1.45 × I _n	<1h		5 × I _n	<0.1sec.
C	0.5-63A	1.13 × I _n		>1h	5 × I _n		>0.1sec.
			1.45 × I _n	<1h		10 × I _n	<0.1sec.
D	0.5-63A	1.13 × I _n		>1h	10 × I _n		>0.1sec.
			1.45 × I _n	<1h		20 × I _n	<0.1sec.



| Current characteristic |

Current type	Current waveform	Type application of residual current circuit breaker		Tripping current
		AC 	A 	
AC residual current		✓	✓	0.5 ... 1.0I _{Δn}
Pulsating DC residual currents (pos. or neg. half-waves)		--	✓	0.35 ... 1.4I _{Δn}
Started half-wave currents Start angle 90°el Start angle 1350°el		--	✓ ✓	0.25 ... 1.4I _{Δn} 0.11 ... 1.4I _{Δn}
Half-wave current during superimposition with smooth direct current of 6mA		--	✓	max ... 1.4I _{Δn} + 6mA

| Temperature derating table |


Rated current (A)	Correction factor for ambient temperature											
	-40°C	-30°C	-20°C	-10°C	0°C	10°C	20°C	30°C	40°C	50°C	60°C	70°C
1	1.33	1.29	1.25	1.2	1.15	1.11	1.05	1	0.94	0.88	0.82	0.75
2	2.67	2.58	2.49	2.4	2.31	2.21	2.11	2	1.89	1.76	1.63	1.49
3	4	3.9	3.7	3.6	3.5	3.3	3.2	3	2.8	2.6	2.4	2.2
4	5.3	5.2	5	4.8	4.6	4.4	4.2	4	3.8	3.5	3.3	3
5	6.7	6.5	6.31	6.1	5.8	5.5	5.25	5	4.7	4.3	4	3.7
6	8	7.7	7.5	7.2	6.9	6.6	6.3	6	5.7	5.3	4.9	4.5
10	13.3	12.9	12.5	12	11.5	11.1	10.5	10	9.4	8.8	8.2	7.5
13	17.3	16.8	16.2	15.6	15	14.4	13.7	13	12.3	11.5	10.6	9.7
15	19.5	18.7	18	17.4	16.7	16.1	15.6	15	14.2	13.1	12	11
16	21.3	20.7	20	19.2	18.5	17.7	16.9	16	15.1	14.1	13.1	11.9
20	26.7	25.8	24.9	24	23.1	22.1	21.1	20	18.9	17.6	16.3	14.9
25	33.3	32.3	31.2	30	28.9	27.6	26.4	25	23.6	22	20.4	18.6
32	42.7	41.3	39.9	38.5	37	35.4	33.7	32	30.2	28.2	26.1	23.9
40	53.3	51.6	49.9	48.1	46.2	44.2	42.2	40	37.7	35.3	32.7	29.8
50	66.7	64.5	62.4	60.1	57.7	55.3	52.7	50	47.1	44.1	40.8	37.3
63	84	81.3	78.6	75.7	72.7	69.6	66.4	63	59.4	55.6	51.4	47

Features

| Appearance |

without overcurrent protection

■ HiRC100-N / 63-100A 30-500mA



■ HiRC63-N / 16-63A 10-500mA



with overcurrent protection





■ HiRO40 / 4.5kA 1-40A 10-500mA



■ HiRD125 / 10kA 63-125A 10-500mA ■ HiRD63 / 6kA 40-63A 10-500mA
■ HiRD32 / 6kA 1-32A 10-500mA






Ratings

Model			HiRC100-N	HiRC63-N	HiRC63	HiRO40
Figure						
Standard			IEC/EN61008	IEC/EN61008	IEC/EN61008	IEC/EN61009
Current characteristic (type)			AC, A	AC, A	AC	AC
Number of poles (P)			2 (1+N), 4 (3+N)	2 (1+N), 4 (3+N)	2 (1+N), 4 (3+N)	1+N
Rated current [In] [A]			63, 80, 100	16, 25, 32, 40, 63	16, 25, 32, 40, 63	1, 3, 5, 6, 10, 16, 20, 25, 32, 40
Rated residual current [I _{Δn}] [mA]			30, 100, 300, 500	10, 30, 100, 300, 500	10, 30, 100, 300, 500	10, 30, 100, 300, 500
Rated insulation voltage [Ui] [V]			AC500	AC500	AC500	AC500
Rated operational voltage [Ue] [V]			AC240/415 ¹⁾	AC240/415 ¹⁾	AC240/415 ¹⁾	AC240
Rated impulse withstand voltage [U _{imp}] [kV]			5	5	5	5
Rated frequency [Hz]			50/60	50/60	50/60	50/60
Rated conditional short-circuit current [kA]			10	6	6	4.5
Rated short-circuit breaking capacity [I _{cu}] [kA r.m.s.]	IEC60898	AC220/240V	-	-	6	4.5
		AC380V	-	-	6	4.5
		AC400/460V	-	-	6	4.5
	IEC60947-2	AC220/240V	-	-	7.5	6
		AC400/460V	-	-	7.5	6
		AC24V	-	-	10	7.5
		DC60V	-	-	7.5	6
		DC110V	-	-	7.5	6
	I _{cs} [= % I _{cu}]		75	75	75	75
	Tripping characteristic (curve)			-	-	-
Durability (times)	Electrical		10,000	10,000	10,000	10,000
	Mechanical		20,000	20,000	20,000	20,000
	Operating frequency per hour		120	240(16, 25A), 120(32, 40, 63A)	240(16, 25A), 120(32, 40, 63A)	120
Protection degree			IP20	IP20	IP20	IP20
Pollution degree			3	3	3	3
Reference temperature for setting of thermal element [°C]			-	-	-	30
Ambient temperature (with daily average ≤ +35°C) [°C]			-25 to +55	-25 to +55	-25 to +55	-25 to +55
Storage temperature [°C]			-40 to +70	-40 to +70	-40 to +70	-40 to +70
Terminal size of top/bottom	for cable	IEC [mm ²]	35	16	16	10
		UL/CSA [AWG]	2	5	6	8
	for bus bar	IEC [mm ²]	35	16	16	10
		UL/CSA [AWG]	2	5	6	8
Tightening torque (Nm)			3	2.5	2.5	2.5
Mounting			35mm DIN-rail	35mm DIN-rail	35mm DIN-rail	35mm DIN-rail
Weight (kg)	2P (1P+N)		0.24	0.17	0.17	0.16
	4P (3P+N)		0.42	0.34	0.34	-
	1P+N		-	-	-	0.16
Dimensions (mm) [W×H×D]	2P (1P+N)		36×100×67.8	36×82×67.3	35×80×74	35×80×73.5
	4P (3P+N)		72×100×67.8	72×82×67.3	70×80×74	-

※ 1) AC415V is not applicable for 2P (1P+N) and 1P+N breaker.

Ratings

Model			HiRD125	HiRD63	HiRD32
Figure					
Standard			IEC/EN61009	IEC/EN61009	IEC/EN61009
Current characteristic (type)			AC	AC	AC
Number of poles (P)			1+N, 2, 3, 3+N, 4	1+N, 2, 3, 3+N, 4	1+N, 2, 3, 3+N, 4
Rated current [In] [A]			63, 80, 100, 125	40, 50, 63	1,2,3,4,5,6,10,13,15,16,20,25,32
Rated residual current [I Δ n] [mA]			10, 30, 100, 300, 500	10, 30, 100, 300, 500	10, 30, 100, 300, 500
Rated insulation voltage [Ui] [V]			AC500	AC500	AC500
Rated operational voltage [Ue] [V]			AC240/415 ¹⁾	AC240/415 ¹⁾	AC240/415 ¹⁾
Rated impulse withstand voltage [Uimp] [kV]			5	5	5
Rated frequency [Hz]			50/60	50/60	50/60
Rated conditional short-circuit current [kA]			10	6	6
Rated short-circuit breaking capacity [Icu] [kA r.m.s.]	IEC60898	AC220/240V	10	6	6
		AC380V	10	6	6
		AC400/460V	10	6	6
	IEC60947-2	AC220/240V	15	7.5	7.5
		AC400/460V	15	7.5	7.5
		AC24V	30	10	10
		DC60V	15	7.5	7.5
		DC110V	15	7.5	7.5
Ics (= % Icu)		75	75	75	
Tripping characteristic (curve)			B, C, D	B, C, D	B, C, D
Durability (times)	Electrical		10,000	10,000	10,000
	Mechanical		20,000	20,000	20,000
	Operating frequency per hour		120	120	120
Protection degree			IP20	IP20	IP20
Pollution degree			3	3	3
Reference temperature for setting of thermal element [°C]			30	30	30
Ambient temperature (with daily average $\leq +35^{\circ}\text{C}$) [°C]			-25 to +55	-25 to +55	-25 to +55
Storage temperature [°C]			-40 to +70	-40 to +70	-40 to +70
Terminal size of top/bottom	for cable	IEC (mm ²)	50	16	6
		UL/CSA (AWG)	0	6	10
	for bus bar	IEC (mm ²)	50	16	6
		UL/CSA (AWG)	0	6	10
Tightening torque (Nm)			2.5	2.5	2.5
Mounting			35mm DIN-rail	35mm DIN-rail	35mm DIN-rail
Weight (kg)	1P+N		0.36	0.24	0.21
	2P		0.51	0.34	0.32
	3P		0.76	0.48	0.45
	3P+N		0.83	0.52	0.48
	4P		0.98	0.61	0.57
Dimensions (mm) (W×H×D)	1P+N		80×84×73.8	51.5×88×73.8	44.3×88×73.8
	2P		107×84×73.8	69×88×73.8	61.8×88×73.8
	3P		151×84×73.8	100×88×73.8	88.3×88×73.8
	3P+N		168.5×84×73.8	113.5×88×73.8	97.3×88×73.8
	4P		195×84×73.8	131×88×73.8	114.8×88×73.8

※ 1) AC415V is not applicable for 1P+N breaker.

HiRC100-N / 63-100A 30-500mA

Standard Protection Specification	IEC/EN61008	Dimensions	
	earth leakage AC240V (1P), AC240/415V 63, 80, 100A 30, 100, 300, 500mA 2 (1+N), 4 (3+N) pole AC, A type		

■ Order information

HiRC100-N







AC type				A type				Unit (EA)	Category	
Rating		Code		Rating		Code				
 2P (1P+N), 30mA		63A HIRC100-N 2PG4S0000C 00063G	 2P (1P+N), 30mA		63A HIRC100-N 2PG4S0000C 00063F	60	RCCB	M9		
		80A HIRC100-N 2PG4S0000C 00080G			80A HIRC100-N 2PG4S0000C 00080F					
		100A HIRC100-N 2PG4S0000C 00100G			100A HIRC100-N 2PG4S0000C 00100F					
 4P (3P+N), 30mA		63A HIRC100-N 4PG4S0000C 00063G	 4P (3P+N), 30mA		63A HIRC100-N 4PG4S0000C 00063F	30	RCCB	M9		
		80A HIRC100-N 4PG4S0000C 00080G			80A HIRC100-N 4PG4S0000C 00080F					
		100A HIRC100-N 4PG4S0000C 00100G			100A HIRC100-N 4PG4S0000C 00100F					
 2P (1P+N), 100mA		63A HIRC100-N 2PG5S0000C 00063G	 2P (1P+N), 100mA		63A HIRC100-N 2PG5S0000C 00063F	60	RCCB	M9		
		80A HIRC100-N 2PG5S0000C 00080G			80A HIRC100-N 2PG5S0000C 00080F					
		100A HIRC100-N 2PG5S0000C 00100G			100A HIRC100-N 2PG5S0000C 00100F					
 4P (3P+N), 100mA		63A HIRC100-N 4PG5S0000C 00063G	 4P (3P+N), 100mA		63A HIRC100-N 4PG5S0000C 00063F	30	RCCB	M9		
		80A HIRC100-N 4PG5S0000C 00080G			80A HIRC100-N 4PG5S0000C 00080F					
		100A HIRC100-N 4PG5S0000C 00100G			100A HIRC100-N 4PG5S0000C 00100F					
 2P (1P+N), 300mA		63A HIRC100-N 2PG7S0000C 00063G	 2P (1P+N), 300mA		63A HIRC100-N 2PG7S0000C 00063F	60	RCCB	M9		
		80A HIRC100-N 2PG7S0000C 00080G			80A HIRC100-N 2PG7S0000C 00080F					
		100A HIRC100-N 2PG7S0000C 00100G			100A HIRC100-N 2PG7S0000C 00100F					
 4P (3P+N), 300mA		63A HIRC100-N 4PG7S0000C 00063G	 4P (3P+N), 300mA		63A HIRC100-N 4PG7S0000C 00063F	30	RCCB	M9		
		80A HIRC100-N 4PG7S0000C 00080G			80A HIRC100-N 4PG7S0000C 00080F					
		100A HIRC100-N 4PG7S0000C 00100G			100A HIRC100-N 4PG7S0000C 00100F					
 2P (1P+N), 500mA		63A HIRC100-N 2PG8S0000C 00063G	 2P (1P+N), 500mA		63A HIRC100-N 2PG8S0000C 00063F	60	RCCB	M9		
		80A HIRC100-N 2PG8S0000C 00080G			80A HIRC100-N 2PG8S0000C 00080F					
		100A HIRC100-N 2PG8S0000C 00100G			100A HIRC100-N 2PG8S0000C 00100F					
 4P (3P+N), 500mA		63A HIRC100-N 4PG8S0000C 00063G	 4P (3P+N), 500mA		63A HIRC100-N 4PG8S0000C 00063F	30	RCCB	M9		
		80A HIRC100-N 4PG8S0000C 00080G			80A HIRC100-N 4PG8S0000C 00080F					
		100A HIRC100-N 4PG8S0000C 00100G			100A HIRC100-N 4PG8S0000C 00100F					

HiRC63-N / 16-63A 10-500mA

Standard Protection Specification	IEC/EN61008 earth leakage AC240V (1P), AC240/415V 16, 25, 32, 40, 63A 10, 30, 100, 300, 500mA 2 (1+N), 4 (3+N) pole AC, A type
--	--

■ Order information

HiRC63-N









AC type		A type		Unit (EA)	Category		
Rating	Code	Rating	Code				
 2P (1P+N), 10mA	16A	HIRC63-N 2PG2S0000C 00016G	16A	HIRC63-N 2PG2S0000C 00016F	60	RCCB	M9
	25A	HIRC63-N 2PG2S0000C 00025G	25A	HIRC63-N 2PG2S0000C 00025F			
	32A	HIRC63-N 2PG2S0000C 00032G	32A	HIRC63-N 2PG2S0000C 00032F			
	40A	HIRC63-N 2PG2S0000C 00040G	40A	HIRC63-N 2PG2S0000C 00040F			
	63A	HIRC63-N 2PG2S0000C 00063G	63A	HIRC63-N 2PG2S0000C 00063F			
 4P (3P+N), 10mA	16A	HIRC63-N 4PG2S0000C 00016G	16A	HIRC63-N 4PG2S0000C 00016F	30	RCCB	M9
	25A	HIRC63-N 4PG2S0000C 00025G	25A	HIRC63-N 4PG2S0000C 00025F			
	32A	HIRC63-N 4PG2S0000C 00032G	32A	HIRC63-N 4PG2S0000C 00032F			
	40A	HIRC63-N 4PG2S0000C 00040G	40A	HIRC63-N 4PG2S0000C 00040F			
	63A	HIRC63-N 4PG2S0000C 00063G	63A	HIRC63-N 4PG2S0000C 00063F			
 2P (1P+N), 30mA	16A	HIRC63-N 2PG4S0000C 00016G	16A	HIRC63-N 2PG4S0000C 00016F	60	RCCB	M9
	25A	HIRC63-N 2PG4S0000C 00025G	25A	HIRC63-N 2PG4S0000C 00025F			
	32A	HIRC63-N 2PG4S0000C 00032G	32A	HIRC63-N 2PG4S0000C 00032F			
	40A	HIRC63-N 2PG4S0000C 00040G	40A	HIRC63-N 2PG4S0000C 00040F			
	63A	HIRC63-N 2PG4S0000C 00063G	63A	HIRC63-N 2PG4S0000C 00063F			
 4P (3P+N), 30mA	16A	HIRC63-N 4PG4S0000C 00016G	16A	HIRC63-N 4PG4S0000C 00016F	30	RCCB	M9
	25A	HIRC63-N 4PG4S0000C 00025G	25A	HIRC63-N 4PG4S0000C 00025F			
	32A	HIRC63-N 4PG4S0000C 00032G	32A	HIRC63-N 4PG4S0000C 00032F			
	40A	HIRC63-N 4PG4S0000C 00040G	40A	HIRC63-N 4PG4S0000C 00040F			
	63A	HIRC63-N 4PG4S0000C 00063G	63A	HIRC63-N 4PG4S0000C 00063F			
 2P (1P+N), 100mA	16A	HIRC63-N 2PG5S0000C 00016G	16A	HIRC63-N 2PG5S0000C 00016F	60	RCCB	M9
	25A	HIRC63-N 2PG5S0000C 00025G	25A	HIRC63-N 2PG5S0000C 00025F			
	32A	HIRC63-N 2PG5S0000C 00032G	32A	HIRC63-N 2PG5S0000C 00032F			
	40A	HIRC63-N 2PG5S0000C 00040G	40A	HIRC63-N 2PG5S0000C 00040F			
	63A	HIRC63-N 2PG5S0000C 00063G	63A	HIRC63-N 2PG5S0000C 00063F			
 4P (3P+N), 100mA	16A	HIRC63-N 4PG5S0000C 00016G	16A	HIRC63-N 4PG5S0000C 00016F	30	RCCB	M9
	25A	HIRC63-N 4PG5S0000C 00025G	25A	HIRC63-N 4PG5S0000C 00025F			
	32A	HIRC63-N 4PG5S0000C 00032G	32A	HIRC63-N 4PG5S0000C 00032F			
	40A	HIRC63-N 4PG5S0000C 00040G	40A	HIRC63-N 4PG5S0000C 00040F			
	63A	HIRC63-N 4PG5S0000C 00063G	63A	HIRC63-N 4PG5S0000C 00063F			

Dimensions



Order information

HiRC63-N

AC type			A type			Unit (EA)	Category	
Rating	Code		Rating	Code				
 2P (1P+N), 300mA	16A	HIRC63-N 2PG7S0000C 00016G	 2P (1P+N), 300mA	16A	HIRC63-N 2PG7S0000C 00016F	60	RCCB	M9
	25A	HIRC63-N 2PG7S0000C 00025G		25A	HIRC63-N 2PG7S0000C 00025F			
	32A	HIRC63-N 2PG7S0000C 00032G		32A	HIRC63-N 2PG7S0000C 00032F			
	40A	HIRC63-N 2PG7S0000C 00040G		40A	HIRC63-N 2PG7S0000C 00040F			
	63A	HIRC63-N 2PG7S0000C 00063G		63A	HIRC63-N 2PG7S0000C 00063F			
 4P (3P+N), 300mA	16A	HIRC63-N 4PG7S0000C 00016G	 4P (3P+N), 300mA	16A	HIRC63-N 4PG7S0000C 00016F	30	RCCB	M9
	25A	HIRC63-N 4PG7S0000C 00025G		25A	HIRC63-N 4PG7S0000C 00025F			
	32A	HIRC63-N 4PG7S0000C 00032G		32A	HIRC63-N 4PG7S0000C 00032F			
	40A	HIRC63-N 4PG7S0000C 00040G		40A	HIRC63-N 4PG7S0000C 00040F			
	63A	HIRC63-N 4PG7S0000C 00063G		63A	HIRC63-N 4PG7S0000C 00063F			
 2P (1P+N), 500mA	16A	HIRC63-N 2PG8S0000C 00016G	 2P (1P+N), 500mA	16A	HIRC63-N 2PG8S0000C 00016F	60	RCCB	M9
	25A	HIRC63-N 2PG8S0000C 00025G		25A	HIRC63-N 2PG8S0000C 00025F			
	32A	HIRC63-N 2PG8S0000C 00032G		32A	HIRC63-N 2PG8S0000C 00032F			
	40A	HIRC63-N 2PG8S0000C 00040G		40A	HIRC63-N 2PG8S0000C 00040F			
	63A	HIRC63-N 2PG8S0000C 00063G		63A	HIRC63-N 2PG8S0000C 00063F			
 4P (3P+N), 500mA	16A	HIRC63-N 4PG8S0000C 00016G	 4P (3P+N), 500mA	16A	HIRC63-N 4PG8S0000C 00016F	30	RCCB	M9
	25A	HIRC63-N 4PG8S0000C 00025G		25A	HIRC63-N 4PG8S0000C 00025F			
	32A	HIRC63-N 4PG8S0000C 00032G		32A	HIRC63-N 4PG8S0000C 00032F			
	40A	HIRC63-N 4PG8S0000C 00040G		40A	HIRC63-N 4PG8S0000C 00040F			
	63A	HIRC63-N 4PG8S0000C 00063G		63A	HIRC63-N 4PG8S0000C 00063F			


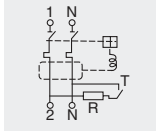

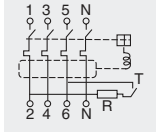

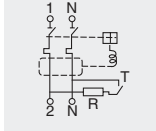

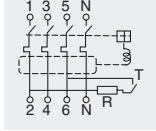

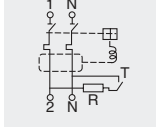

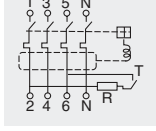
RCCB

HiRC63 / 16-63A 10-500mA (AC type only)

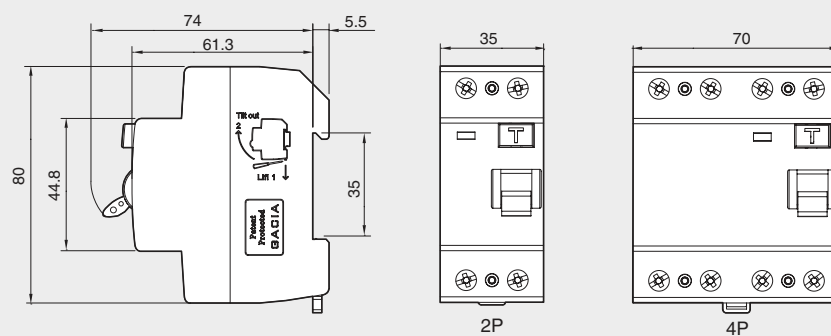
Standard Protection Specification	IEC/EN61008 earth leakage AC240V (1P), AC240/415V 16, 25, 32, 40, 63A 10, 30, 100, 300, 500mA 2 (1+N), 4 (3+N) pole AC type
--	---

Order information

HiRC63





Rating	Code		Unit (EA)	Category	
	AC type				
  2P (1P+N), 10mA	16A	HIRC63 2PG2S0000C 00016G	60	RCCB	M9
	25A	HIRC63 2PG2S0000C 00025G			
	32A	HIRC63 2PG2S0000C 00032G			
	40A	HIRC63 2PG2S0000C 00040G			
	63A	HIRC63 2PG2S0000C 00063G			
  4P (3P+N), 10mA	16A	HIRC63 4PG2S0000C 00016G	30	RCCB	M9
	25A	HIRC63 4PG2S0000C 00025G			
	32A	HIRC63 4PG2S0000C 00032G			
	40A	HIRC63 4PG2S0000C 00040G			
	63A	HIRC63 4PG2S0000C 00063G			
  2P (1P+N), 30mA	16A	HIRC63 2PG4S0000C 00016G	60	RCCB	M9
	25A	HIRC63 2PG4S0000C 00025G			
	32A	HIRC63 2PG4S0000C 00032G			
	40A	HIRC63 2PG4S0000C 00040G			
	63A	HIRC63 2PG4S0000C 00063G			
  4P (3P+N), 30mA	16A	HIRC63 4PG4S0000C 00016G	30	RCCB	M9
	25A	HIRC63 4PG4S0000C 00025G			
	32A	HIRC63 4PG4S0000C 00032G			
	40A	HIRC63 4PG4S0000C 00040G			
	63A	HIRC63 4PG4S0000C 00063G			
  2P (1P+N), 100mA	16A	HIRC63 2PG5S0000C 00016G	60	RCCB	M9
	25A	HIRC63 2PG5S0000C 00025G			
	32A	HIRC63 2PG5S0000C 00032G			
	40A	HIRC63 2PG5S0000C 00040G			
	63A	HIRC63 2PG5S0000C 00063G			
  4P (3P+N), 100mA	16A	HIRC63 4PG5S0000C 00016G	30	RCCB	M9
	25A	HIRC63 4PG5S0000C 00025G			
	32A	HIRC63 4PG5S0000C 00032G			
	40A	HIRC63 4PG5S0000C 00040G			
	63A	HIRC63 4PG5S0000C 00063G			

Dimensions



Order information

HIRC63




Rating	Code		Unit (EA)	Category	
		AC type			
 2P (1P+N), 300mA	16A	HIRC63 2PG7S0000C 00016G	60	RCCB	M9
	25A	HIRC63 2PG7S0000C 00025G			
	32A	HIRC63 2PG7S0000C 00032G			
	40A	HIRC63 2PG7S0000C 00040G			
	63A	HIRC63 2PG7S0000C 00063G			
 4P (3P+N), 300mA	16A	HIRC63 4PG7S0000C 00016G	30	RCCB	M9
	25A	HIRC63 4PG7S0000C 00025G			
	32A	HIRC63 4PG7S0000C 00032G			
	40A	HIRC63 4PG7S0000C 00040G			
	63A	HIRC63 4PG7S0000C 00063G			
 2P (1P+N), 500mA	16A	HIRC63 2PG8S0000C 00016G	60	RCCB	M9
	25A	HIRC63 2PG8S0000C 00025G			
	32A	HIRC63 2PG8S0000C 00032G			
	40A	HIRC63 2PG8S0000C 00040G			
	63A	HIRC63 2PG8S0000C 00063G			
 4P (3P+N), 500mA	16A	HIRC63 4PG8S0000C 00016G	30	RCCB	M9
	25A	HIRC63 4PG8S0000C 00025G			
	32A	HIRC63 4PG8S0000C 00032G			
	40A	HIRC63 4PG8S0000C 00040G			
	63A	HIRC63 4PG8S0000C 00063G			

HiRO40 / 4.5kA 1-40A 10-500mA (AC type only)

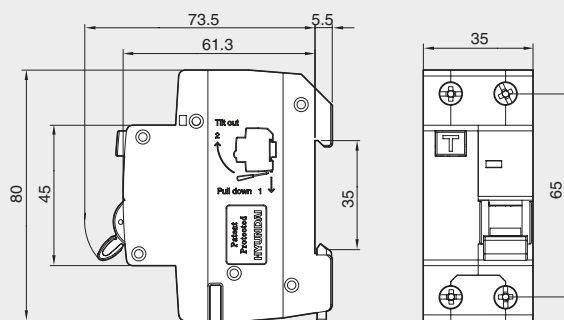
Standard Protection Specification	IEC/EN61009 overload, short-circuit, earth leakage 4.5kA at AC240/415V 1, 3, 5, 6, 10, 16, 20, 25, 32, 40A 10, 30, 100, 300, 500mA 1+N pole B, C, D curve
--	---

■ Order information

HiRO40


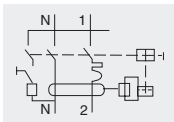

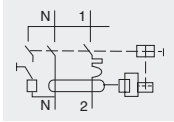
Rating	Code			Unit (EA)	Category		
	B curve	C curve	D curve				
 4.5kA, 1P+N, 10mA	1A	HIRO40 1NG2S0000C 00001B	HIRO40 1NG2S0000C 00001C	HIRO40 1NG2S0000C 00001D	60	RCCB	MA
	3A	HIRO40 1NG2S0000C 00003B	HIRO40 1NG2S0000C 00003C	HIRO40 1NG2S0000C 00003D			
	5A	HIRO40 1NG2S0000C 00005B	HIRO40 1NG2S0000C 00005C	HIRO40 1NG2S0000C 00005D			
	6A	HIRO40 1NG2S0000C 00006B	HIRO40 1NG2S0000C 00006C	HIRO40 1NG2S0000C 00006D			
	10A	HIRO40 1NG2S0000C 00010B	HIRO40 1NG2S0000C 00010C	HIRO40 1NG2S0000C 00010D			
	16A	HIRO40 1NG2S0000C 00016B	HIRO40 1NG2S0000C 00016C	HIRO40 1NG2S0000C 00016D			
	20A	HIRO40 1NG2S0000C 00020B	HIRO40 1NG2S0000C 00020C	HIRO40 1NG2S0000C 00020D			
	25A	HIRO40 1NG2S0000C 00025B	HIRO40 1NG2S0000C 00025C	HIRO40 1NG2S0000C 00025D			
	32A	HIRO40 1NG2S0000C 00032B	HIRO40 1NG2S0000C 00032C	HIRO40 1NG2S0000C 00032D			
	40A	HIRO40 1NG2S0000C 00040B	HIRO40 1NG2S0000C 00040C	HIRO40 1NG2S0000C 00040D			
 4.5kA, 1P+N, 30mA	1A	HIRO40 1NG4S0000C 00001B	HIRO40 1NG4S0000C 00001C	HIRO40 1NG4S0000C 00001D	60	RCCB	MA
	3A	HIRO40 1NG4S0000C 00003B	HIRO40 1NG4S0000C 00003C	HIRO40 1NG4S0000C 00003D			
	5A	HIRO40 1NG4S0000C 00005B	HIRO40 1NG4S0000C 00005C	HIRO40 1NG4S0000C 00005D			
	6A	HIRO40 1NG4S0000C 00006B	HIRO40 1NG4S0000C 00006C	HIRO40 1NG4S0000C 00006D			
	10A	HIRO40 1NG4S0000C 00010B	HIRO40 1NG4S0000C 00010C	HIRO40 1NG4S0000C 00010D			
	16A	HIRO40 1NG4S0000C 00016B	HIRO40 1NG4S0000C 00016C	HIRO40 1NG4S0000C 00016D			
	20A	HIRO40 1NG4S0000C 00020B	HIRO40 1NG4S0000C 00020C	HIRO40 1NG4S0000C 00020D			
	25A	HIRO40 1NG4S0000C 00025B	HIRO40 1NG4S0000C 00025C	HIRO40 1NG4S0000C 00025D			
	32A	HIRO40 1NG4S0000C 00032B	HIRO40 1NG4S0000C 00032C	HIRO40 1NG4S0000C 00032D			
	40A	HIRO40 1NG4S0000C 00040B	HIRO40 1NG4S0000C 00040C	HIRO40 1NG4S0000C 00040D			
 4.5kA, 1P+N, 100mA	1A	HIRO40 1NG5S0000C 00001B	HIRO40 1NG5S0000C 00001C	HIRO40 1NG5S0000C 00001D	60	RCCB	MA
	3A	HIRO40 1NG5S0000C 00003B	HIRO40 1NG5S0000C 00003C	HIRO40 1NG5S0000C 00003D			
	5A	HIRO40 1NG5S0000C 00005B	HIRO40 1NG5S0000C 00005C	HIRO40 1NG5S0000C 00005D			
	6A	HIRO40 1NG5S0000C 00006B	HIRO40 1NG5S0000C 00006C	HIRO40 1NG5S0000C 00006D			
	10A	HIRO40 1NG5S0000C 00010B	HIRO40 1NG5S0000C 00010C	HIRO40 1NG5S0000C 00010D			
	16A	HIRO40 1NG5S0000C 00016B	HIRO40 1NG5S0000C 00016C	HIRO40 1NG5S0000C 00016D			
	20A	HIRO40 1NG5S0000C 00020B	HIRO40 1NG5S0000C 00020C	HIRO40 1NG5S0000C 00020D			
	25A	HIRO40 1NG5S0000C 00025B	HIRO40 1NG5S0000C 00025C	HIRO40 1NG5S0000C 00025D			
	32A	HIRO40 1NG5S0000C 00032B	HIRO40 1NG5S0000C 00032C	HIRO40 1NG5S0000C 00032D			
	40A	HIRO40 1NG5S0000C 00040B	HIRO40 1NG5S0000C 00040C	HIRO40 1NG5S0000C 00040D			

Dimensions



Order information

HIRO40

Rating	Code			Unit (EA)	Category		
	B curve	C curve	D curve				
  4.5kA, 1P+N, 300mA	1A	HIRO40 1NG7S0000C 00001B	HIRO40 1NG7S0000C 00001C	HIRO40 1NG7S0000C 00001D	60	RCCB	MA
	3A	HIRO40 1NG7S0000C 00003B	HIRO40 1NG7S0000C 00003C	HIRO40 1NG7S0000C 00003D			
	5A	HIRO40 1NG7S0000C 00005B	HIRO40 1NG7S0000C 00005C	HIRO40 1NG7S0000C 00005D			
	6A	HIRO40 1NG7S0000C 00006B	HIRO40 1NG7S0000C 00006C	HIRO40 1NG7S0000C 00006D			
	10A	HIRO40 1NG7S0000C 00010B	HIRO40 1NG7S0000C 00010C	HIRO40 1NG7S0000C 00010D			
	16A	HIRO40 1NG7S0000C 00016B	HIRO40 1NG7S0000C 00016C	HIRO40 1NG7S0000C 00016D			
	20A	HIRO40 1NG7S0000C 00020B	HIRO40 1NG7S0000C 00020C	HIRO40 1NG7S0000C 00020D			
	25A	HIRO40 1NG7S0000C 00025B	HIRO40 1NG7S0000C 00025C	HIRO40 1NG7S0000C 00025D			
	32A	HIRO40 1NG7S0000C 00032B	HIRO40 1NG7S0000C 00032C	HIRO40 1NG7S0000C 00032D			
	40A	HIRO40 1NG7S0000C 00040B	HIRO40 1NG7S0000C 00040C	HIRO40 1NG7S0000C 00040D			
  4.5kA, 1P+N, 500mA	1A	HIRO40 1NG8S0000C 00001B	HIRO40 1NG8S0000C 00001C	HIRO40 1NG8S0000C 00001D	60	RCCB	MA
	3A	HIRO40 1NG8S0000C 00003B	HIRO40 1NG8S0000C 00003C	HIRO40 1NG8S0000C 00003D			
	5A	HIRO40 1NG8S0000C 00005B	HIRO40 1NG8S0000C 00005C	HIRO40 1NG8S0000C 00005D			
	6A	HIRO40 1NG8S0000C 00006B	HIRO40 1NG8S0000C 00006C	HIRO40 1NG8S0000C 00006D			
	10A	HIRO40 1NG8S0000C 00010B	HIRO40 1NG8S0000C 00010C	HIRO40 1NG8S0000C 00010D			
	16A	HIRO40 1NG8S0000C 00016B	HIRO40 1NG8S0000C 00016C	HIRO40 1NG8S0000C 00016D			
	20A	HIRO40 1NG8S0000C 00020B	HIRO40 1NG8S0000C 00020C	HIRO40 1NG8S0000C 00020D			
	25A	HIRO40 1NG8S0000C 00025B	HIRO40 1NG8S0000C 00025C	HIRO40 1NG8S0000C 00025D			
	32A	HIRO40 1NG8S0000C 00032B	HIRO40 1NG8S0000C 00032C	HIRO40 1NG8S0000C 00032D			
	40A	HIRO40 1NG8S0000C 00040B	HIRO40 1NG8S0000C 00040C	HIRO40 1NG8S0000C 00040D			

RCCB

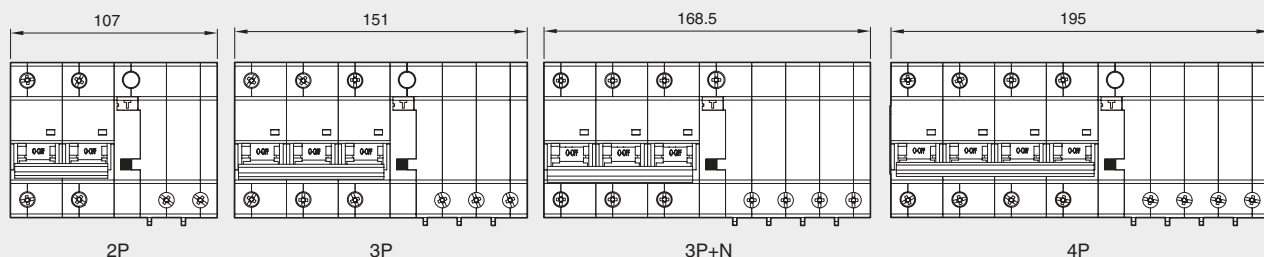
HiRD125 / 10kA 63-125A 10-500mA (AC type only)

<p>Standard Protection Specification</p>	<p>IEC/EN61009 overload, short-circuit, earth leakage 10kA at AC240/415V - AC240V (1P+N), AC240/415V 63, 80, 100, 125A 10, 30, 100, 300, 500mA 1+N, 2, 3, 3+N, 4 pole B, C, D curve</p>	<p>Dimensions</p>
---	--	--------------------------

■ Order information

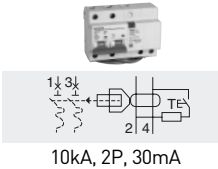
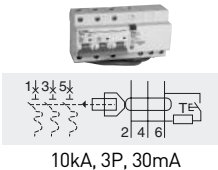
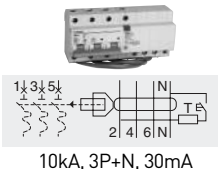
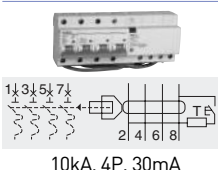
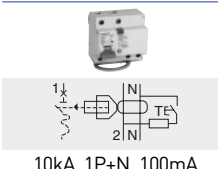
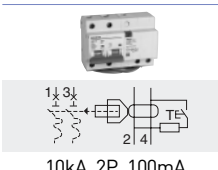
HiRD125

Rating	Code			Unit (EA)	Category	
	B curve	C curve	D curve		RCCB	MA
 10kA, 1P+N, 10mA	63A	HIRD125 1NG2S0000C 00063B	HIRD125 1NG2S0000C 00063C	HIRD125 1NG2S0000C 00063D	20	RCCB MA
	80A	HIRD125 1NG2S0000C 00080B	HIRD125 1NG2S0000C 00080C	HIRD125 1NG2S0000C 00080D		
	100A	HIRD125 1NG2S0000C 00100B	HIRD125 1NG2S0000C 00100C	HIRD125 1NG2S0000C 00100D		
	125A	HIRD125 1NG2S0000C 00125B	HIRD125 1NG2S0000C 00125C	HIRD125 1NG2S0000C 00125D		
 10kA, 2P, 10mA	63A	HIRD125 2PG2S0000C 00063B	HIRD125 2PG2S0000C 00063C	HIRD125 2PG2S0000C 00063D	20	RCCB MA
	80A	HIRD125 2PG2S0000C 00080B	HIRD125 2PG2S0000C 00080C	HIRD125 2PG2S0000C 00080D		
	100A	HIRD125 2PG2S0000C 00100B	HIRD125 2PG2S0000C 00100C	HIRD125 2PG2S0000C 00100D		
	125A	HIRD125 2PG2S0000C 00125B	HIRD125 2PG2S0000C 00125C	HIRD125 2PG2S0000C 00125D		
 10kA, 3P, 10mA	63A	HIRD125 3PG2S0000C 00063B	HIRD125 3PG2S0000C 00063C	HIRD125 3PG2S0000C 00063D	10	RCCB MA
	80A	HIRD125 3PG2S0000C 00080B	HIRD125 3PG2S0000C 00080C	HIRD125 3PG2S0000C 00080D		
	100A	HIRD125 3PG2S0000C 00100B	HIRD125 3PG2S0000C 00100C	HIRD125 3PG2S0000C 00100D		
	125A	HIRD125 3PG2S0000C 00125B	HIRD125 3PG2S0000C 00125C	HIRD125 3PG2S0000C 00125D		
 10kA, 3P+N, 10mA	63A	HIRD125 3NG2S0000C 00063B	HIRD125 3NG2S0000C 00063C	HIRD125 3NG2S0000C 00063D	10	RCCB MA
	80A	HIRD125 3NG2S0000C 00080B	HIRD125 3NG2S0000C 00080C	HIRD125 3NG2S0000C 00080D		
	100A	HIRD125 3NG2S0000C 00100B	HIRD125 3NG2S0000C 00100C	HIRD125 3NG2S0000C 00100D		
	125A	HIRD125 3NG2S0000C 00125B	HIRD125 3NG2S0000C 00125C	HIRD125 3NG2S0000C 00125D		
 10kA, 4P, 10mA	63A	HIRD125 4PG2S0000C 00063B	HIRD125 4PG2S0000C 00063C	HIRD125 4PG2S0000C 00063D	10	RCCB MA
	80A	HIRD125 4PG2S0000C 00080B	HIRD125 4PG2S0000C 00080C	HIRD125 4PG2S0000C 00080D		
	100A	HIRD125 4PG2S0000C 00100B	HIRD125 4PG2S0000C 00100C	HIRD125 4PG2S0000C 00100D		
	125A	HIRD125 4PG2S0000C 00125B	HIRD125 4PG2S0000C 00125C	HIRD125 4PG2S0000C 00125D		
 10kA, 1P+N, 30mA	63A	HIRD125 1NG4S0000C 00063B	HIRD125 1NG4S0000C 00063C	HIRD125 1NG4S0000C 00063D	20	RCCB MA
	80A	HIRD125 1NG4S0000C 00080B	HIRD125 1NG4S0000C 00080C	HIRD125 1NG4S0000C 00080D		
	100A	HIRD125 1NG4S0000C 00100B	HIRD125 1NG4S0000C 00100C	HIRD125 1NG4S0000C 00100D		
	125A	HIRD125 1NG4S0000C 00125B	HIRD125 1NG4S0000C 00125C	HIRD125 1NG4S0000C 00125D		



Order information


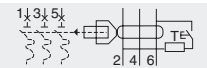

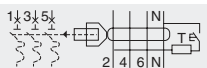

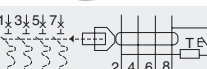

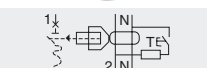

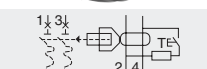

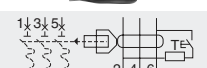

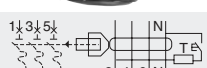


HIRD125

Rating	Code			Unit (EA)	Category	
	B curve	C curve	D curve		RCCB	MA
 <p>10kA, 2P, 30mA</p>	63A	HIRD125 2PG4S0000C 00063B	HIRD125 2PG4S0000C 00063C	HIRD125 2PG4S0000C 00063D	20	RCCB MA
	80A	HIRD125 2PG4S0000C 00080B	HIRD125 2PG4S0000C 00080C	HIRD125 2PG4S0000C 00080D		
	100A	HIRD125 2PG4S0000C 00100B	HIRD125 2PG4S0000C 00100C	HIRD125 2PG4S0000C 00100D		
	125A	HIRD125 2PG4S0000C 00125B	HIRD125 2PG4S0000C 00125C	HIRD125 2PG4S0000C 00125D		
 <p>10kA, 3P, 30mA</p>	63A	HIRD125 3PG4S0000C 00063B	HIRD125 3PG4S0000C 00063C	HIRD125 3PG4S0000C 00063D	10	RCCB MA
	80A	HIRD125 3PG4S0000C 00080B	HIRD125 3PG4S0000C 00080C	HIRD125 3PG4S0000C 00080D		
	100A	HIRD125 3PG4S0000C 00100B	HIRD125 3PG4S0000C 00100C	HIRD125 3PG4S0000C 00100D		
	125A	HIRD125 3PG4S0000C 00125B	HIRD125 3PG4S0000C 00125C	HIRD125 3PG4S0000C 00125D		
 <p>10kA, 3P+N, 30mA</p>	63A	HIRD125 3NG4S0000C 00063B	HIRD125 3NG4S0000C 00063C	HIRD125 3NG4S0000C 00063D	10	RCCB MA
	80A	HIRD125 3NG4S0000C 00080B	HIRD125 3NG4S0000C 00080C	HIRD125 3NG4S0000C 00080D		
	100A	HIRD125 3NG4S0000C 00100B	HIRD125 3NG4S0000C 00100C	HIRD125 3NG4S0000C 00100D		
	125A	HIRD125 3NG4S0000C 00125B	HIRD125 3NG4S0000C 00125C	HIRD125 3NG4S0000C 00125D		
 <p>10kA, 4P, 30mA</p>	63A	HIRD125 4PG4S0000C 00063B	HIRD125 4PG4S0000C 00063C	HIRD125 4PG4S0000C 00063D	10	RCCB MA
	80A	HIRD125 4PG4S0000C 00080B	HIRD125 4PG4S0000C 00080C	HIRD125 4PG4S0000C 00080D		
	100A	HIRD125 4PG4S0000C 00100B	HIRD125 4PG4S0000C 00100C	HIRD125 4PG4S0000C 00100D		
	125A	HIRD125 4PG4S0000C 00125B	HIRD125 4PG4S0000C 00125C	HIRD125 4PG4S0000C 00125D		
 <p>10kA, 1P+N, 100mA</p>	63A	HIRD125 1NG5S0000C 00063B	HIRD125 1NG5S0000C 00063C	HIRD125 1NG5S0000C 00063D	20	RCCB MA
	80A	HIRD125 1NG5S0000C 00080B	HIRD125 1NG5S0000C 00080C	HIRD125 1NG5S0000C 00080D		
	100A	HIRD125 1NG5S0000C 00100B	HIRD125 1NG5S0000C 00100C	HIRD125 1NG5S0000C 00100D		
	125A	HIRD125 1NG5S0000C 00125B	HIRD125 1NG5S0000C 00125C	HIRD125 1NG5S0000C 00125D		
 <p>10kA, 2P, 100mA</p>	63A	HIRD125 2PG5S0000C 00063B	HIRD125 2PG5S0000C 00063C	HIRD125 2PG5S0000C 00063D	20	RCCB MA
	80A	HIRD125 2PG5S0000C 00080B	HIRD125 2PG5S0000C 00080C	HIRD125 2PG5S0000C 00080D		
	100A	HIRD125 2PG5S0000C 00100B	HIRD125 2PG5S0000C 00100C	HIRD125 2PG5S0000C 00100D		
	125A	HIRD125 2PG5S0000C 00125B	HIRD125 2PG5S0000C 00125C	HIRD125 2PG5S0000C 00125D		

HiRD125 / 10kA 63-125A 10-500mA (AC type only)


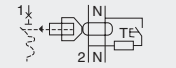

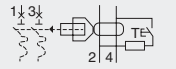

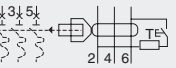

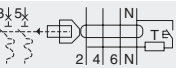

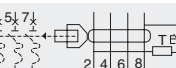
■ Order information

HiRD125

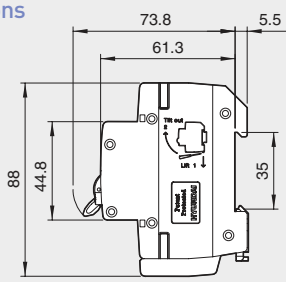
Rating	Code			Unit [EA]	Category		
	B curve	C curve	D curve				
  10kA, 3P, 100mA	63A	HIRD125 3PG5S0000C 00063B	HIRD125 3PG5S0000C 00063C	HIRD125 3PG5S0000C 00063D	10	RCCB	MA
	80A	HIRD125 3PG5S0000C 00080B	HIRD125 3PG5S0000C 00080C	HIRD125 3PG5S0000C 00080D			
	100A	HIRD125 3PG5S0000C 00100B	HIRD125 3PG5S0000C 00100C	HIRD125 3PG5S0000C 00100D			
	125A	HIRD125 3PG5S0000C 00125B	HIRD125 3PG5S0000C 00125C	HIRD125 3PG5S0000C 00125D			
  10kA, 3P+N, 100mA	63A	HIRD125 3NG5S0000C 00063B	HIRD125 3NG5S0000C 00063C	HIRD125 3NG5S0000C 00063D	10	RCCB	MA
	80A	HIRD125 3NG5S0000C 00080B	HIRD125 3NG5S0000C 00080C	HIRD125 3NG5S0000C 00080D			
	100A	HIRD125 3NG5S0000C 00100B	HIRD125 3NG5S0000C 00100C	HIRD125 3NG5S0000C 00100D			
	125A	HIRD125 3NG5S0000C 00125B	HIRD125 3NG5S0000C 00125C	HIRD125 3NG5S0000C 00125D			
  10kA, 4P, 100mA	63A	HIRD125 4PG5S0000C 00063B	HIRD125 4PG5S0000C 00063C	HIRD125 4PG5S0000C 00063D	10	RCCB	MA
	80A	HIRD125 4PG5S0000C 00080B	HIRD125 4PG5S0000C 00080C	HIRD125 4PG5S0000C 00080D			
	100A	HIRD125 4PG5S0000C 00100B	HIRD125 4PG5S0000C 00100C	HIRD125 4PG5S0000C 00100D			
	125A	HIRD125 4PG5S0000C 00125B	HIRD125 4PG5S0000C 00125C	HIRD125 4PG5S0000C 00125D			
  10kA, 1P+N, 300mA	63A	HIRD125 1NG7S0000C 00063B	HIRD125 1NG7S0000C 00063C	HIRD125 1NG7S0000C 00063D	20	RCCB	MA
	80A	HIRD125 1NG7S0000C 00080B	HIRD125 1NG7S0000C 00080C	HIRD125 1NG7S0000C 00080D			
	100A	HIRD125 1NG7S0000C 00100B	HIRD125 1NG7S0000C 00100C	HIRD125 1NG7S0000C 00100D			
	125A	HIRD125 1NG7S0000C 00125B	HIRD125 1NG7S0000C 00125C	HIRD125 1NG7S0000C 00125D			
  10kA, 2P, 300mA	63A	HIRD125 2PG7S0000C 00063B	HIRD125 2PG7S0000C 00063C	HIRD125 2PG7S0000C 00063D	20	RCCB	MA
	80A	HIRD125 2PG7S0000C 00080B	HIRD125 2PG7S0000C 00080C	HIRD125 2PG7S0000C 00080D			
	100A	HIRD125 2PG7S0000C 00100B	HIRD125 2PG7S0000C 00100C	HIRD125 2PG7S0000C 00100D			
	125A	HIRD125 2PG7S0000C 00125B	HIRD125 2PG7S0000C 00125C	HIRD125 2PG7S0000C 00125D			
  10kA, 3P, 300mA	63A	HIRD125 3PG7S0000C 00063B	HIRD125 3PG7S0000C 00063C	HIRD125 3PG7S0000C 00063D	10	RCCB	MA
	80A	HIRD125 3PG7S0000C 00080B	HIRD125 3PG7S0000C 00080C	HIRD125 3PG7S0000C 00080D			
	100A	HIRD125 3PG7S0000C 00100B	HIRD125 3PG7S0000C 00100C	HIRD125 3PG7S0000C 00100D			
	125A	HIRD125 3PG7S0000C 00125B	HIRD125 3PG7S0000C 00125C	HIRD125 3PG7S0000C 00125D			
  10kA, 3P+N, 300mA	63A	HIRD125 3NG7S0000C 00063B	HIRD125 3NG7S0000C 00063C	HIRD125 3NG7S0000C 00063D	10	RCCB	MA
	80A	HIRD125 3NG7S0000C 00080B	HIRD125 3NG7S0000C 00080C	HIRD125 3NG7S0000C 00080D			
	100A	HIRD125 3NG7S0000C 00100B	HIRD125 3NG7S0000C 00100C	HIRD125 3NG7S0000C 00100D			
	125A	HIRD125 3NG7S0000C 00125B	HIRD125 3NG7S0000C 00125C	HIRD125 3NG7S0000C 00125D			
  10kA, 4P, 300mA	63A	HIRD125 4PG7S0000C 00063B	HIRD125 4PG7S0000C 00063C	HIRD125 4PG7S0000C 00063D	10	RCCB	MA
	80A	HIRD125 4PG7S0000C 00080B	HIRD125 4PG7S0000C 00080C	HIRD125 4PG7S0000C 00080D			
	100A	HIRD125 4PG7S0000C 00100B	HIRD125 4PG7S0000C 00100C	HIRD125 4PG7S0000C 00100D			
	125A	HIRD125 4PG7S0000C 00125B	HIRD125 4PG7S0000C 00125C	HIRD125 4PG7S0000C 00125D			

Order information

HIRD125









Rating	Code			Unit (EA)	Category		
	B curve	C curve	D curve				
  10kA, 1P+N, 500mA	63A	HIRD125 1NG8S0000C 00063B	HIRD125 1NG8S0000C 00063C	HIRD125 1NG8S0000C 00063D	20	RCCB	MA
	80A	HIRD125 1NG8S0000C 00080B	HIRD125 1NG8S0000C 00080C	HIRD125 1NG8S0000C 00080D			
	100A	HIRD125 1NG8S0000C 00100B	HIRD125 1NG8S0000C 00100C	HIRD125 1NG8S0000C 00100D			
	125A	HIRD125 1NG8S0000C 00125B	HIRD125 1NG8S0000C 00125C	HIRD125 1NG8S0000C 00125D			
  10kA, 2P, 500mA	63A	HIRD125 2PG8S0000C 00063B	HIRD125 2PG8S0000C 00063C	HIRD125 2PG8S0000C 00063D	20	RCCB	MA
	80A	HIRD125 2PG8S0000C 00080B	HIRD125 2PG8S0000C 00080C	HIRD125 2PG8S0000C 00080D			
	100A	HIRD125 2PG8S0000C 00100B	HIRD125 2PG8S0000C 00100C	HIRD125 2PG8S0000C 00100D			
	125A	HIRD125 2PG8S0000C 00125B	HIRD125 2PG8S0000C 00125C	HIRD125 2PG8S0000C 00125D			
  10kA, 3P, 500mA	63A	HIRD125 3PG8S0000C 00063B	HIRD125 3PG8S0000C 00063C	HIRD125 3PG8S0000C 00063D	10	RCCB	MA
	80A	HIRD125 3PG8S0000C 00080B	HIRD125 3PG8S0000C 00080C	HIRD125 3PG8S0000C 00080D			
	100A	HIRD125 3PG8S0000C 00100B	HIRD125 3PG8S0000C 00100C	HIRD125 3PG8S0000C 00100D			
	125A	HIRD125 3PG8S0000C 00125B	HIRD125 3PG8S0000C 00125C	HIRD125 3PG8S0000C 00125D			
  10kA, 3P+N, 500mA	63A	HIRD125 3NG8S0000C 00063B	HIRD125 3NG8S0000C 00063C	HIRD125 3NG8S0000C 00063D	10	RCCB	MA
	80A	HIRD125 3NG8S0000C 00080B	HIRD125 3NG8S0000C 00080C	HIRD125 3NG8S0000C 00080D			
	100A	HIRD125 3NG8S0000C 00100B	HIRD125 3NG8S0000C 00100C	HIRD125 3NG8S0000C 00100D			
	125A	HIRD125 3NG8S0000C 00125B	HIRD125 3NG8S0000C 00125C	HIRD125 3NG8S0000C 00125D			
  10kA, 4P, 500mA	63A	HIRD125 4PG8S0000C 00063B	HIRD125 4PG8S0000C 00063C	HIRD125 4PG8S0000C 00063D	10	RCCB	MA
	80A	HIRD125 4PG8S0000C 00080B	HIRD125 4PG8S0000C 00080C	HIRD125 4PG8S0000C 00080D			
	100A	HIRD125 4PG8S0000C 00100B	HIRD125 4PG8S0000C 00100C	HIRD125 4PG8S0000C 00100D			
	125A	HIRD125 4PG8S0000C 00125B	HIRD125 4PG8S0000C 00125C	HIRD125 4PG8S0000C 00125D			

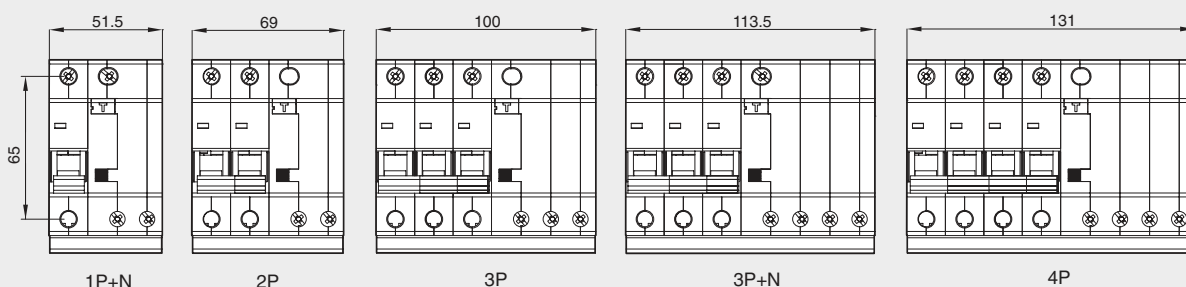
HiRD63 / 6kA 40-63A 10-500mA (AC type only)

Standard Protection Specification	IEC/EN61009	Dimensions 
	overload, short-circuit, earth leakage 6kA at AC240/415V - AC240V (1P+N), AC240/415V 40, 50, 63A 10, 30, 100, 300, 500mA 1+N, 2, 3, 3+N, 4 pole B, C, D curve	

Order information

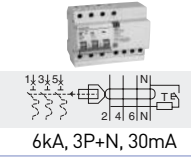
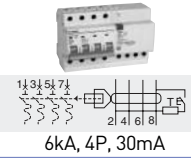
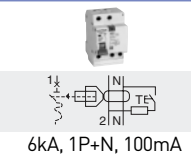
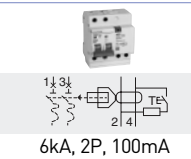
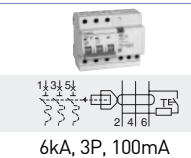
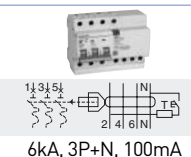
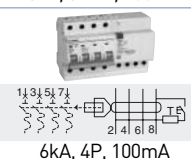
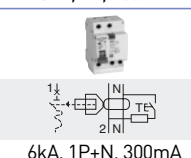
HiRD63

Rating	Code			Unit (EA)	Category		
	B curve	C curve	D curve				
 6kA, 1P+N, 10mA	40A	HIRD63 1NG2S0000C 00040B	HIRD63 1NG2S0000C 00040C	HIRD63 1NG2S0000C 00040D	40	RCCB	MA
	50A	HIRD63 1NG2S0000C 00050B	HIRD63 1NG2S0000C 00050C	HIRD63 1NG2S0000C 00050D			
	63A	HIRD63 1NG2S0000C 00063B	HIRD63 1NG2S0000C 00063C	HIRD63 1NG2S0000C 00063D			
 6kA, 2P, 10mA	40A	HIRD63 2PG2S0000C 00040B	HIRD63 2PG2S0000C 00040C	HIRD63 2PG2S0000C 00040D	30	RCCB	MA
	50A	HIRD63 2PG2S0000C 00050B	HIRD63 2PG2S0000C 00050C	HIRD63 2PG2S0000C 00050D			
	63A	HIRD63 2PG2S0000C 00063B	HIRD63 2PG2S0000C 00063C	HIRD63 2PG2S0000C 00063D			
 6kA, 3P, 10mA	40A	HIRD63 3PG2S0000C 00040B	HIRD63 3PG2S0000C 00040C	HIRD63 3PG2S0000C 00040D	20	RCCB	MA
	50A	HIRD63 3PG2S0000C 00050B	HIRD63 3PG2S0000C 00050C	HIRD63 3PG2S0000C 00050D			
	63A	HIRD63 3PG2S0000C 00063B	HIRD63 3PG2S0000C 00063C	HIRD63 3PG2S0000C 00063D			
 6kA, 3P+N, 10mA	40A	HIRD63 3NG2S0000C 00040B	HIRD63 3NG2S0000C 00040C	HIRD63 3NG2S0000C 00040D	20	RCCB	MA
	50A	HIRD63 3NG2S0000C 00050B	HIRD63 3NG2S0000C 00050C	HIRD63 3NG2S0000C 00050D			
	63A	HIRD63 3NG2S0000C 00063B	HIRD63 3NG2S0000C 00063C	HIRD63 3NG2S0000C 00063D			
 6kA, 4P, 10mA	40A	HIRD63 4PG2S0000C 00040B	HIRD63 4PG2S0000C 00040C	HIRD63 4PG2S0000C 00040D	10	RCCB	MA
	50A	HIRD63 4PG2S0000C 00050B	HIRD63 4PG2S0000C 00050C	HIRD63 4PG2S0000C 00050D			
	63A	HIRD63 4PG2S0000C 00063B	HIRD63 4PG2S0000C 00063C	HIRD63 4PG2S0000C 00063D			
 6kA, 1P+N, 30mA	40A	HIRD63 1NG4S0000C 00040B	HIRD63 1NG4S0000C 00040C	HIRD63 1NG4S0000C 00040D	40	RCCB	MA
	50A	HIRD63 1NG4S0000C 00050B	HIRD63 1NG4S0000C 00050C	HIRD63 1NG4S0000C 00050D			
	63A	HIRD63 1NG4S0000C 00063B	HIRD63 1NG4S0000C 00063C	HIRD63 1NG4S0000C 00063D			
 6kA, 2P, 30mA	40A	HIRD63 2PG4S0000C 00040B	HIRD63 2PG4S0000C 00040C	HIRD63 2PG4S0000C 00040D	30	RCCB	MA
	50A	HIRD63 2PG4S0000C 00050B	HIRD63 2PG4S0000C 00050C	HIRD63 2PG4S0000C 00050D			
	63A	HIRD63 2PG4S0000C 00063B	HIRD63 2PG4S0000C 00063C	HIRD63 2PG4S0000C 00063D			
 6kA, 3P, 30mA	40A	HIRD63 3PG4S0000C 00040B	HIRD63 3PG4S0000C 00040C	HIRD63 3PG4S0000C 00040D	20	RCCB	MA
	50A	HIRD63 3PG4S0000C 00050B	HIRD63 3PG4S0000C 00050C	HIRD63 3PG4S0000C 00050D			
	63A	HIRD63 3PG4S0000C 00063B	HIRD63 3PG4S0000C 00063C	HIRD63 3PG4S0000C 00063D			



Order information

HiRD63


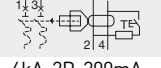

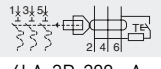

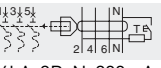

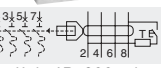

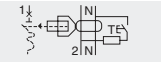

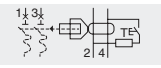

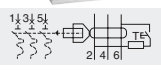

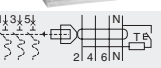


Rating	Code			Unit (EA)	Category		
	B curve	C curve	D curve				
 <p>6kA, 3P+N, 30mA</p>	40A	HIRD63 3NG4S0000C 00040B	HIRD63 3NG4S0000C 00040C	HIRD63 3NG4S0000C 00040D	20	RCCB	MA
	50A	HIRD63 3NG4S0000C 00050B	HIRD63 3NG4S0000C 00050C	HIRD63 3NG4S0000C 00050D			
	63A	HIRD63 3NG4S0000C 00063B	HIRD63 3NG4S0000C 00063C	HIRD63 3NG4S0000C 00063D			
 <p>6kA, 4P, 30mA</p>	40A	HIRD63 4PG4S0000C 00040B	HIRD63 4PG4S0000C 00040C	HIRD63 4PG4S0000C 00040D	10	RCCB	MA
	50A	HIRD63 4PG4S0000C 00050B	HIRD63 4PG4S0000C 00050C	HIRD63 4PG4S0000C 00050D			
	63A	HIRD63 4PG4S0000C 00063B	HIRD63 4PG4S0000C 00063C	HIRD63 4PG4S0000C 00063D			
 <p>6kA, 1P+N, 100mA</p>	40A	HIRD63 1NG5S0000C 00040B	HIRD63 1NG5S0000C 00040C	HIRD63 1NG5S0000C 00040D	40	RCCB	MA
	50A	HIRD63 1NG5S0000C 00050B	HIRD63 1NG5S0000C 00050C	HIRD63 1NG5S0000C 00050D			
	63A	HIRD63 1NG5S0000C 00063B	HIRD63 1NG5S0000C 00063C	HIRD63 1NG5S0000C 00063D			
 <p>6kA, 2P, 100mA</p>	40A	HIRD63 2PG5S0000C 00040B	HIRD63 2PG5S0000C 00040C	HIRD63 2PG5S0000C 00040D	30	RCCB	MA
	50A	HIRD63 2PG5S0000C 00050B	HIRD63 2PG5S0000C 00050C	HIRD63 2PG5S0000C 00050D			
	63A	HIRD63 2PG5S0000C 00063B	HIRD63 2PG5S0000C 00063C	HIRD63 2PG5S0000C 00063D			
 <p>6kA, 3P, 100mA</p>	40A	HIRD63 3PG5S0000C 00040B	HIRD63 3PG5S0000C 00040C	HIRD63 3PG5S0000C 00040D	20	RCCB	MA
	50A	HIRD63 3PG5S0000C 00050B	HIRD63 3PG5S0000C 00050C	HIRD63 3PG5S0000C 00050D			
	63A	HIRD63 3PG5S0000C 00063B	HIRD63 3PG5S0000C 00063C	HIRD63 3PG5S0000C 00063D			
 <p>6kA, 3P+N, 100mA</p>	40A	HIRD63 3NG5S0000C 00040B	HIRD63 3NG5S0000C 00040C	HIRD63 3NG5S0000C 00040D	20	RCCB	MA
	50A	HIRD63 3NG5S0000C 00050B	HIRD63 3NG5S0000C 00050C	HIRD63 3NG5S0000C 00050D			
	63A	HIRD63 3NG5S0000C 00063B	HIRD63 3NG5S0000C 00063C	HIRD63 3NG5S0000C 00063D			
 <p>6kA, 4P, 100mA</p>	40A	HIRD63 4PG5S0000C 00040B	HIRD63 4PG5S0000C 00040C	HIRD63 4PG5S0000C 00040D	10	RCCB	MA
	50A	HIRD63 4PG5S0000C 00050B	HIRD63 4PG5S0000C 00050C	HIRD63 4PG5S0000C 00050D			
	63A	HIRD63 4PG5S0000C 00063B	HIRD63 4PG5S0000C 00063C	HIRD63 4PG5S0000C 00063D			
 <p>6kA, 1P+N, 300mA</p>	40A	HIRD63 1NG7S0000C 00040B	HIRD63 1NG7S0000C 00040C	HIRD63 1NG7S0000C 00040D	40	RCCB	MA
	50A	HIRD63 1NG7S0000C 00050B	HIRD63 1NG7S0000C 00050C	HIRD63 1NG7S0000C 00050D			
	63A	HIRD63 1NG7S0000C 00063B	HIRD63 1NG7S0000C 00063C	HIRD63 1NG7S0000C 00063D			

RCCB

HiRD63 / 6kA 40-63A 10-500mA (AC type only)

■ Order information

HiRD63




Rating	Code			Unit (EA)	Category		
	B curve	C curve	D curve				
  6kA, 2P, 300mA	40A	HIRD63 2PG7S0000C 00040B	HIRD63 2PG7S0000C 00040C	HIRD63 2PG7S0000C 00040D	30	RCCB	MA
	50A	HIRD63 2PG7S0000C 00050B	HIRD63 2PG7S0000C 00050C	HIRD63 2PG7S0000C 00050D			
	63A	HIRD63 2PG7S0000C 00063B	HIRD63 2PG7S0000C 00063C	HIRD63 2PG7S0000C 00063D			
  6kA, 3P, 300mA	40A	HIRD63 3PG7S0000C 00040B	HIRD63 3PG7S0000C 00040C	HIRD63 3PG7S0000C 00040D	20	RCCB	MA
	50A	HIRD63 3PG7S0000C 00050B	HIRD63 3PG7S0000C 00050C	HIRD63 3PG7S0000C 00050D			
	63A	HIRD63 3PG7S0000C 00063B	HIRD63 3PG7S0000C 00063C	HIRD63 3PG7S0000C 00063D			
  6kA, 3P+N, 300mA	40A	HIRD63 3NG7S0000C 00040B	HIRD63 3NG7S0000C 00040C	HIRD63 3NG7S0000C 00040D	20	RCCB	MA
	50A	HIRD63 3NG7S0000C 00050B	HIRD63 3NG7S0000C 00050C	HIRD63 3NG7S0000C 00050D			
	63A	HIRD63 3NG7S0000C 00063B	HIRD63 3NG7S0000C 00063C	HIRD63 3NG7S0000C 00063D			
  6kA, 4P, 300mA	40A	HIRD63 4PG7S0000C 00040B	HIRD63 4PG7S0000C 00040C	HIRD63 4PG7S0000C 00040D	10	RCCB	MA
	50A	HIRD63 4PG7S0000C 00050B	HIRD63 4PG7S0000C 00050C	HIRD63 4PG7S0000C 00050D			
	63A	HIRD63 4PG7S0000C 00063B	HIRD63 4PG7S0000C 00063C	HIRD63 4PG7S0000C 00063D			
  6kA, 1P+N, 500mA	40A	HIRD63 1NG8S0000C 00040B	HIRD63 1NG8S0000C 00040C	HIRD63 1NG8S0000C 00040D	40	RCCB	MA
	50A	HIRD63 1NG8S0000C 00050B	HIRD63 1NG8S0000C 00050C	HIRD63 1NG8S0000C 00050D			
	63A	HIRD63 1NG8S0000C 00063B	HIRD63 1NG8S0000C 00063C	HIRD63 1NG8S0000C 00063D			
  6kA, 2P, 500mA	40A	HIRD63 2PG8S0000C 00040B	HIRD63 2PG8S0000C 00040C	HIRD63 2PG8S0000C 00040D	30	RCCB	MA
	50A	HIRD63 2PG8S0000C 00050B	HIRD63 2PG8S0000C 00050C	HIRD63 2PG8S0000C 00050D			
	63A	HIRD63 2PG8S0000C 00063B	HIRD63 2PG8S0000C 00063C	HIRD63 2PG8S0000C 00063D			
  6kA, 3P, 500mA	40A	HIRD63 3PG8S0000C 00040B	HIRD63 3PG8S0000C 00040C	HIRD63 3PG8S0000C 00040D	20	RCCB	MA
	50A	HIRD63 3PG8S0000C 00050B	HIRD63 3PG8S0000C 00050C	HIRD63 3PG8S0000C 00050D			
	63A	HIRD63 3PG8S0000C 00063B	HIRD63 3PG8S0000C 00063C	HIRD63 3PG8S0000C 00063D			
  6kA, 3P+N, 500mA	40A	HIRD63 3NG8S0000C 00040B	HIRD63 3NG8S0000C 00040C	HIRD63 3NG8S0000C 00040D	20	RCCB	MA
	50A	HIRD63 3NG8S0000C 00050B	HIRD63 3NG8S0000C 00050C	HIRD63 3NG8S0000C 00050D			
	63A	HIRD63 3NG8S0000C 00063B	HIRD63 3NG8S0000C 00063C	HIRD63 3NG8S0000C 00063D			
  6kA, 4P, 500mA	40A	HIRD63 4PG8S0000C 00040B	HIRD63 4PG8S0000C 00040C	HIRD63 4PG8S0000C 00040D	10	RCCB	MA
	50A	HIRD63 4PG8S0000C 00050B	HIRD63 4PG8S0000C 00050C	HIRD63 4PG8S0000C 00050D			
	63A	HIRD63 4PG8S0000C 00063B	HIRD63 4PG8S0000C 00063C	HIRD63 4PG8S0000C 00063D			

HiRD32 / 6kA 1-32A 10-500mA (AC type only)

Standard Protection Specification	IEC/EN61009 overload, short-circuit, earth leakage 6kA at AC240/415V - AC240V (1P+N), AC240/415V 1, 2, 3, 4, 5, 6, 10, 13, 15, 16, 20, 25, 32A 10, 30, 100, 300, 500mA 1+N, 2, 3, 3+N, 4 pole B, C, D curve	Dimensions	
--	--	-------------------	--

Order information

HiRD32


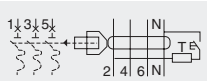

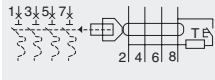

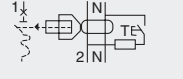

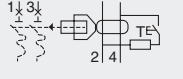
Rating	Code			Unit (EA)	Category		
	B curve	C curve	D curve				
 6kA, 1P+N, 10mA	1A	HIRD32 1NG2S0000C 00001B	HIRD32 1NG2S0000C 00001C	HIRD32 1NG2S0000C 00001D	40	RCCB	MA
	2A	HIRD32 1NG2S0000C 00002B	HIRD32 1NG2S0000C 00002C	HIRD32 1NG2S0000C 00002D			
	3A	HIRD32 1NG2S0000C 00003B	HIRD32 1NG2S0000C 00003C	HIRD32 1NG2S0000C 00003D			
	4A	HIRD32 1NG2S0000C 00004B	HIRD32 1NG2S0000C 00004C	HIRD32 1NG2S0000C 00004D			
	5A	HIRD32 1NG2S0000C 00005B	HIRD32 1NG2S0000C 00005C	HIRD32 1NG2S0000C 00005D			
	6A	HIRD32 1NG2S0000C 00006B	HIRD32 1NG2S0000C 00006C	HIRD32 1NG2S0000C 00006D			
	10A	HIRD32 1NG2S0000C 00010B	HIRD32 1NG2S0000C 00010C	HIRD32 1NG2S0000C 00010D			
	13A	HIRD32 1NG2S0000C 00013B	HIRD32 1NG2S0000C 00013C	HIRD32 1NG2S0000C 00013D			
	15A	HIRD32 1NG2S0000C 00015B	HIRD32 1NG2S0000C 00015C	HIRD32 1NG2S0000C 00015D			
	16A	HIRD32 1NG2S0000C 00016B	HIRD32 1NG2S0000C 00016C	HIRD32 1NG2S0000C 00016D			
	20A	HIRD32 1NG2S0000C 00020B	HIRD32 1NG2S0000C 00020C	HIRD32 1NG2S0000C 00020D			
	25A	HIRD32 1NG2S0000C 00025B	HIRD32 1NG2S0000C 00025C	HIRD32 1NG2S0000C 00025D			
	32A	HIRD32 1NG2S0000C 00032B	HIRD32 1NG2S0000C 00032C	HIRD32 1NG2S0000C 00032D			
 6kA, 2P, 10mA	1A	HIRD32 2PG2S0000C 00001B	HIRD32 2PG2S0000C 00001C	HIRD32 2PG2S0000C 00001D	30	RCCB	MA
	2A	HIRD32 2PG2S0000C 00002B	HIRD32 2PG2S0000C 00002C	HIRD32 2PG2S0000C 00002D			
	3A	HIRD32 2PG2S0000C 00003B	HIRD32 2PG2S0000C 00003C	HIRD32 2PG2S0000C 00003D			
	4A	HIRD32 2PG2S0000C 00004B	HIRD32 2PG2S0000C 00004C	HIRD32 2PG2S0000C 00004D			
	5A	HIRD32 2PG2S0000C 00005B	HIRD32 2PG2S0000C 00005C	HIRD32 2PG2S0000C 00005D			
	6A	HIRD32 2PG2S0000C 00006B	HIRD32 2PG2S0000C 00006C	HIRD32 2PG2S0000C 00006D			
	10A	HIRD32 2PG2S0000C 00010B	HIRD32 2PG2S0000C 00010C	HIRD32 2PG2S0000C 00010D			
	13A	HIRD32 2PG2S0000C 00013B	HIRD32 2PG2S0000C 00013C	HIRD32 2PG2S0000C 00013D			
	15A	HIRD32 2PG2S0000C 00015B	HIRD32 2PG2S0000C 00015C	HIRD32 2PG2S0000C 00015D			
	16A	HIRD32 2PG2S0000C 00016B	HIRD32 2PG2S0000C 00016C	HIRD32 2PG2S0000C 00016D			
	20A	HIRD32 2PG2S0000C 00020B	HIRD32 2PG2S0000C 00020C	HIRD32 2PG2S0000C 00020D			
	25A	HIRD32 2PG2S0000C 00025B	HIRD32 2PG2S0000C 00025C	HIRD32 2PG2S0000C 00025D			
	32A	HIRD32 2PG2S0000C 00032B	HIRD32 2PG2S0000C 00032C	HIRD32 2PG2S0000C 00032D			
 6kA, 3P, 10mA	1A	HIRD32 3PG2S0000C 00001B	HIRD32 3PG2S0000C 00001C	HIRD32 3PG2S0000C 00001D	20	RCCB	MA
	2A	HIRD32 3PG2S0000C 00002B	HIRD32 3PG2S0000C 00002C	HIRD32 3PG2S0000C 00002D			
	3A	HIRD32 3PG2S0000C 00003B	HIRD32 3PG2S0000C 00003C	HIRD32 3PG2S0000C 00003D			
	4A	HIRD32 3PG2S0000C 00004B	HIRD32 3PG2S0000C 00004C	HIRD32 3PG2S0000C 00004D			
	5A	HIRD32 3PG2S0000C 00005B	HIRD32 3PG2S0000C 00005C	HIRD32 3PG2S0000C 00005D			
	6A	HIRD32 3PG2S0000C 00006B	HIRD32 3PG2S0000C 00006C	HIRD32 3PG2S0000C 00006D			
	10A	HIRD32 3PG2S0000C 00010B	HIRD32 3PG2S0000C 00010C	HIRD32 3PG2S0000C 00010D			
	13A	HIRD32 3PG2S0000C 00013B	HIRD32 3PG2S0000C 00013C	HIRD32 3PG2S0000C 00013D			
	15A	HIRD32 3PG2S0000C 00015B	HIRD32 3PG2S0000C 00015C	HIRD32 3PG2S0000C 00015D			
	16A	HIRD32 3PG2S0000C 00016B	HIRD32 3PG2S0000C 00016C	HIRD32 3PG2S0000C 00016D			
	20A	HIRD32 3PG2S0000C 00020B	HIRD32 3PG2S0000C 00020C	HIRD32 3PG2S0000C 00020D			
	25A	HIRD32 3PG2S0000C 00025B	HIRD32 3PG2S0000C 00025C	HIRD32 3PG2S0000C 00025D			
	32A	HIRD32 3PG2S0000C 00032B	HIRD32 3PG2S0000C 00032C	HIRD32 3PG2S0000C 00032D			

RCCB

HiRD32 / 6kA 1-32A 10-500mA (AC type only)


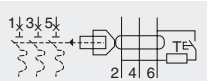

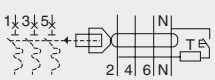

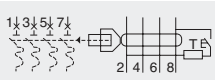

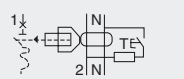
■ Order information

HiRD32

Rating	Code			Unit [EA]	Category		
	B curve	C curve	D curve				
  6kA, 3P+N, 10mA	1A	HIRD32 3NG2S0000C 00001B	HIRD32 3NG2S0000C 00001C	HIRD32 3NG2S0000C 00001D	20	RCCB	MA
	2A	HIRD32 3NG2S0000C 00002B	HIRD32 3NG2S0000C 00002C	HIRD32 3NG2S0000C 00002D			
	3A	HIRD32 3NG2S0000C 00003B	HIRD32 3NG2S0000C 00003C	HIRD32 3NG2S0000C 00003D			
	4A	HIRD32 3NG2S0000C 00004B	HIRD32 3NG2S0000C 00004C	HIRD32 3NG2S0000C 00004D			
	5A	HIRD32 3NG2S0000C 00005B	HIRD32 3NG2S0000C 00005C	HIRD32 3NG2S0000C 00005D			
	6A	HIRD32 3NG2S0000C 00006B	HIRD32 3NG2S0000C 00006C	HIRD32 3NG2S0000C 00006D			
	10A	HIRD32 3NG2S0000C 00010B	HIRD32 3NG2S0000C 00010C	HIRD32 3NG2S0000C 00010D			
	13A	HIRD32 3NG2S0000C 00013B	HIRD32 3NG2S0000C 00013C	HIRD32 3NG2S0000C 00013D			
	15A	HIRD32 3NG2S0000C 00015B	HIRD32 3NG2S0000C 00015C	HIRD32 3NG2S0000C 00015D			
	16A	HIRD32 3NG2S0000C 00016B	HIRD32 3NG2S0000C 00016C	HIRD32 3NG2S0000C 00016D			
	20A	HIRD32 3NG2S0000C 00020B	HIRD32 3NG2S0000C 00020C	HIRD32 3NG2S0000C 00020D			
	25A	HIRD32 3NG2S0000C 00025B	HIRD32 3NG2S0000C 00025C	HIRD32 3NG2S0000C 00025D			
	32A	HIRD32 3NG2S0000C 00032B	HIRD32 3NG2S0000C 00032C	HIRD32 3NG2S0000C 00032D			
  6kA, 4P, 10mA	1A	HIRD32 4PG2S0000C 00001B	HIRD32 4PG2S0000C 00001C	HIRD32 4PG2S0000C 00001D	10	RCCB	MA
	2A	HIRD32 4PG2S0000C 00002B	HIRD32 4PG2S0000C 00002C	HIRD32 4PG2S0000C 00002D			
	3A	HIRD32 4PG2S0000C 00003B	HIRD32 4PG2S0000C 00003C	HIRD32 4PG2S0000C 00003D			
	4A	HIRD32 4PG2S0000C 00004B	HIRD32 4PG2S0000C 00004C	HIRD32 4PG2S0000C 00004D			
	5A	HIRD32 4PG2S0000C 00005B	HIRD32 4PG2S0000C 00005C	HIRD32 4PG2S0000C 00005D			
	6A	HIRD32 4PG2S0000C 00006B	HIRD32 4PG2S0000C 00006C	HIRD32 4PG2S0000C 00006D			
	10A	HIRD32 4PG2S0000C 00010B	HIRD32 4PG2S0000C 00010C	HIRD32 4PG2S0000C 00010D			
	13A	HIRD32 4PG2S0000C 00013B	HIRD32 4PG2S0000C 00013C	HIRD32 4PG2S0000C 00013D			
	15A	HIRD32 4PG2S0000C 00015B	HIRD32 4PG2S0000C 00015C	HIRD32 4PG2S0000C 00015D			
	16A	HIRD32 4PG2S0000C 00016B	HIRD32 4PG2S0000C 00016C	HIRD32 4PG2S0000C 00016D			
	20A	HIRD32 4PG2S0000C 00020B	HIRD32 4PG2S0000C 00020C	HIRD32 4PG2S0000C 00020D			
	25A	HIRD32 4PG2S0000C 00025B	HIRD32 4PG2S0000C 00025C	HIRD32 4PG2S0000C 00025D			
	32A	HIRD32 4PG2S0000C 00032B	HIRD32 4PG2S0000C 00032C	HIRD32 4PG2S0000C 00032D			
  6kA, 1P+N, 30mA	1A	HIRD32 1NG4S0000C 00001B	HIRD32 1NG4S0000C 00001C	HIRD32 1NG4S0000C 00001D	40	RCCB	MA
	2A	HIRD32 1NG4S0000C 00002B	HIRD32 1NG4S0000C 00002C	HIRD32 1NG4S0000C 00002D			
	3A	HIRD32 1NG4S0000C 00003B	HIRD32 1NG4S0000C 00003C	HIRD32 1NG4S0000C 00003D			
	4A	HIRD32 1NG4S0000C 00004B	HIRD32 1NG4S0000C 00004C	HIRD32 1NG4S0000C 00004D			
	5A	HIRD32 1NG4S0000C 00005B	HIRD32 1NG4S0000C 00005C	HIRD32 1NG4S0000C 00005D			
	6A	HIRD32 1NG4S0000C 00006B	HIRD32 1NG4S0000C 00006C	HIRD32 1NG4S0000C 00006D			
	10A	HIRD32 1NG4S0000C 00010B	HIRD32 1NG4S0000C 00010C	HIRD32 1NG4S0000C 00010D			
	13A	HIRD32 1NG4S0000C 00013B	HIRD32 1NG4S0000C 00013C	HIRD32 1NG4S0000C 00013D			
	15A	HIRD32 1NG4S0000C 00015B	HIRD32 1NG4S0000C 00015C	HIRD32 1NG4S0000C 00015D			
	16A	HIRD32 1NG4S0000C 00016B	HIRD32 1NG4S0000C 00016C	HIRD32 1NG4S0000C 00016D			
	20A	HIRD32 1NG4S0000C 00020B	HIRD32 1NG4S0000C 00020C	HIRD32 1NG4S0000C 00020D			
	25A	HIRD32 1NG4S0000C 00025B	HIRD32 1NG4S0000C 00025C	HIRD32 1NG4S0000C 00025D			
	32A	HIRD32 1NG4S0000C 00032B	HIRD32 1NG4S0000C 00032C	HIRD32 1NG4S0000C 00032D			
  6kA, 2P, 30mA	1A	HIRD32 2PG4S0000C 00001B	HIRD32 2PG4S0000C 00001C	HIRD32 2PG4S0000C 00001D	30	RCCB	MA
	2A	HIRD32 2PG4S0000C 00002B	HIRD32 2PG4S0000C 00002C	HIRD32 2PG4S0000C 00002D			
	3A	HIRD32 2PG4S0000C 00003B	HIRD32 2PG4S0000C 00003C	HIRD32 2PG4S0000C 00003D			
	4A	HIRD32 2PG4S0000C 00004B	HIRD32 2PG4S0000C 00004C	HIRD32 2PG4S0000C 00004D			
	5A	HIRD32 2PG4S0000C 00005B	HIRD32 2PG4S0000C 00005C	HIRD32 2PG4S0000C 00005D			
	6A	HIRD32 2PG4S0000C 00006B	HIRD32 2PG4S0000C 00006C	HIRD32 2PG4S0000C 00006D			
	10A	HIRD32 2PG4S0000C 00010B	HIRD32 2PG4S0000C 00010C	HIRD32 2PG4S0000C 00010D			
	13A	HIRD32 2PG4S0000C 00013B	HIRD32 2PG4S0000C 00013C	HIRD32 2PG4S0000C 00013D			
	15A	HIRD32 2PG4S0000C 00015B	HIRD32 2PG4S0000C 00015C	HIRD32 2PG4S0000C 00015D			
	16A	HIRD32 2PG4S0000C 00016B	HIRD32 2PG4S0000C 00016C	HIRD32 2PG4S0000C 00016D			
	20A	HIRD32 2PG4S0000C 00020B	HIRD32 2PG4S0000C 00020C	HIRD32 2PG4S0000C 00020D			
	25A	HIRD32 2PG4S0000C 00025B	HIRD32 2PG4S0000C 00025C	HIRD32 2PG4S0000C 00025D			
	32A	HIRD32 2PG4S0000C 00032B	HIRD32 2PG4S0000C 00032C	HIRD32 2PG4S0000C 00032D			

Order information

HIRD32


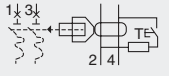

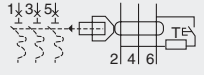

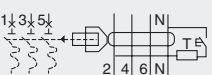

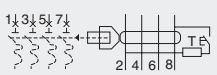
Rating	Code			Unit (EA)	Category		
	B curve	C curve	D curve				
  6kA, 3P, 30mA	1A	HIRD32 3PG4S0000C 00001B	HIRD32 3PG4S0000C 00001C	HIRD32 3PG4S0000C 00001D	20	RCCB	MA
	2A	HIRD32 3PG4S0000C 00002B	HIRD32 3PG4S0000C 00002C	HIRD32 3PG4S0000C 00002D			
	3A	HIRD32 3PG4S0000C 00003B	HIRD32 3PG4S0000C 00003C	HIRD32 3PG4S0000C 00003D			
	4A	HIRD32 3PG4S0000C 00004B	HIRD32 3PG4S0000C 00004C	HIRD32 3PG4S0000C 00004D			
	5A	HIRD32 3PG4S0000C 00005B	HIRD32 3PG4S0000C 00005C	HIRD32 3PG4S0000C 00005D			
	6A	HIRD32 3PG4S0000C 00006B	HIRD32 3PG4S0000C 00006C	HIRD32 3PG4S0000C 00006D			
	10A	HIRD32 3PG4S0000C 00010B	HIRD32 3PG4S0000C 00010C	HIRD32 3PG4S0000C 00010D			
	13A	HIRD32 3PG4S0000C 00013B	HIRD32 3PG4S0000C 00013C	HIRD32 3PG4S0000C 00013D			
	15A	HIRD32 3PG4S0000C 00015B	HIRD32 3PG4S0000C 00015C	HIRD32 3PG4S0000C 00015D			
	16A	HIRD32 3PG4S0000C 00016B	HIRD32 3PG4S0000C 00016C	HIRD32 3PG4S0000C 00016D			
	20A	HIRD32 3PG4S0000C 00020B	HIRD32 3PG4S0000C 00020C	HIRD32 3PG4S0000C 00020D			
	25A	HIRD32 3PG4S0000C 00025B	HIRD32 3PG4S0000C 00025C	HIRD32 3PG4S0000C 00025D			
32A	HIRD32 3PG4S0000C 00032B	HIRD32 3PG4S0000C 00032C	HIRD32 3PG4S0000C 00032D				
  6kA, 3P+N, 30mA	1A	HIRD32 3NG4S0000C 00001B	HIRD32 3NG4S0000C 00001C	HIRD32 3NG4S0000C 00001D	20	RCCB	MA
	2A	HIRD32 3NG4S0000C 00002B	HIRD32 3NG4S0000C 00002C	HIRD32 3NG4S0000C 00002D			
	3A	HIRD32 3NG4S0000C 00003B	HIRD32 3NG4S0000C 00003C	HIRD32 3NG4S0000C 00003D			
	4A	HIRD32 3NG4S0000C 00004B	HIRD32 3NG4S0000C 00004C	HIRD32 3NG4S0000C 00004D			
	5A	HIRD32 3NG4S0000C 00005B	HIRD32 3NG4S0000C 00005C	HIRD32 3NG4S0000C 00005D			
	6A	HIRD32 3NG4S0000C 00006B	HIRD32 3NG4S0000C 00006C	HIRD32 3NG4S0000C 00006D			
	10A	HIRD32 3NG4S0000C 00010B	HIRD32 3NG4S0000C 00010C	HIRD32 3NG4S0000C 00010D			
	13A	HIRD32 3NG4S0000C 00013B	HIRD32 3NG4S0000C 00013C	HIRD32 3NG4S0000C 00013D			
	15A	HIRD32 3NG4S0000C 00015B	HIRD32 3NG4S0000C 00015C	HIRD32 3NG4S0000C 00015D			
	16A	HIRD32 3NG4S0000C 00016B	HIRD32 3NG4S0000C 00016C	HIRD32 3NG4S0000C 00016D			
	20A	HIRD32 3NG4S0000C 00020B	HIRD32 3NG4S0000C 00020C	HIRD32 3NG4S0000C 00020D			
	25A	HIRD32 3NG4S0000C 00025B	HIRD32 3NG4S0000C 00025C	HIRD32 3NG4S0000C 00025D			
32A	HIRD32 3NG4S0000C 00032B	HIRD32 3NG4S0000C 00032C	HIRD32 3NG4S0000C 00032D				
  6kA, 4P, 30mA	1A	HIRD32 4PG4S0000C 00001B	HIRD32 4PG4S0000C 00001C	HIRD32 4PG4S0000C 00001D	10	RCCB	MA
	2A	HIRD32 4PG4S0000C 00002B	HIRD32 4PG4S0000C 00002C	HIRD32 4PG4S0000C 00002D			
	3A	HIRD32 4PG4S0000C 00003B	HIRD32 4PG4S0000C 00003C	HIRD32 4PG4S0000C 00003D			
	4A	HIRD32 4PG4S0000C 00004B	HIRD32 4PG4S0000C 00004C	HIRD32 4PG4S0000C 00004D			
	5A	HIRD32 4PG4S0000C 00005B	HIRD32 4PG4S0000C 00005C	HIRD32 4PG4S0000C 00005D			
	6A	HIRD32 4PG4S0000C 00006B	HIRD32 4PG4S0000C 00006C	HIRD32 4PG4S0000C 00006D			
	10A	HIRD32 4PG4S0000C 00010B	HIRD32 4PG4S0000C 00010C	HIRD32 4PG4S0000C 00010D			
	13A	HIRD32 4PG4S0000C 00013B	HIRD32 4PG4S0000C 00013C	HIRD32 4PG4S0000C 00013D			
	15A	HIRD32 4PG4S0000C 00015B	HIRD32 4PG4S0000C 00015C	HIRD32 4PG4S0000C 00015D			
	16A	HIRD32 4PG4S0000C 00016B	HIRD32 4PG4S0000C 00016C	HIRD32 4PG4S0000C 00016D			
	20A	HIRD32 4PG4S0000C 00020B	HIRD32 4PG4S0000C 00020C	HIRD32 4PG4S0000C 00020D			
	25A	HIRD32 4PG4S0000C 00025B	HIRD32 4PG4S0000C 00025C	HIRD32 4PG4S0000C 00025D			
32A	HIRD32 4PG4S0000C 00032B	HIRD32 4PG4S0000C 00032C	HIRD32 4PG4S0000C 00032D				
  6kA, 1P+N, 100mA	1A	HIRD32 1NG5S0000C 00001B	HIRD32 1NG5S0000C 00001C	HIRD32 1NG5S0000C 00001D	40	RCCB	MA
	2A	HIRD32 1NG5S0000C 00002B	HIRD32 1NG5S0000C 00002C	HIRD32 1NG5S0000C 00002D			
	3A	HIRD32 1NG5S0000C 00003B	HIRD32 1NG5S0000C 00003C	HIRD32 1NG5S0000C 00003D			
	4A	HIRD32 1NG5S0000C 00004B	HIRD32 1NG5S0000C 00004C	HIRD32 1NG5S0000C 00004D			
	5A	HIRD32 1NG5S0000C 00005B	HIRD32 1NG5S0000C 00005C	HIRD32 1NG5S0000C 00005D			
	6A	HIRD32 1NG5S0000C 00006B	HIRD32 1NG5S0000C 00006C	HIRD32 1NG5S0000C 00006D			
	10A	HIRD32 1NG5S0000C 00010B	HIRD32 1NG5S0000C 00010C	HIRD32 1NG5S0000C 00010D			
	13A	HIRD32 1NG5S0000C 00013B	HIRD32 1NG5S0000C 00013C	HIRD32 1NG5S0000C 00013D			
	15A	HIRD32 1NG5S0000C 00015B	HIRD32 1NG5S0000C 00015C	HIRD32 1NG5S0000C 00015D			
	16A	HIRD32 1NG5S0000C 00016B	HIRD32 1NG5S0000C 00016C	HIRD32 1NG5S0000C 00016D			
	20A	HIRD32 1NG5S0000C 00020B	HIRD32 1NG5S0000C 00020C	HIRD32 1NG5S0000C 00020D			
	25A	HIRD32 1NG5S0000C 00025B	HIRD32 1NG5S0000C 00025C	HIRD32 1NG5S0000C 00025D			
32A	HIRD32 1NG5S0000C 00032B	HIRD32 1NG5S0000C 00032C	HIRD32 1NG5S0000C 00032D				

RCCB

HiRD32 / 6kA 1-32A 10-500mA (AC type only)


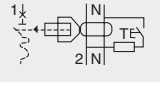

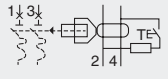

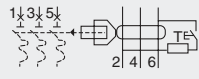

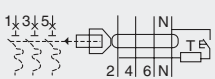
■ Order information

HiRD32

Rating	Code			Unit [EA]	Category		
	B curve	C curve	D curve				
  6kA, 2P, 100mA	1A	HIRD32 2PG5S0000C 00001B	HIRD32 2PG5S0000C 00001C	HIRD32 2PG5S0000C 00001D	30	RCCB	MA
	2A	HIRD32 2PG5S0000C 00002B	HIRD32 2PG5S0000C 00002C	HIRD32 2PG5S0000C 00002D			
	3A	HIRD32 2PG5S0000C 00003B	HIRD32 2PG5S0000C 00003C	HIRD32 2PG5S0000C 00003D			
	4A	HIRD32 2PG5S0000C 00004B	HIRD32 2PG5S0000C 00004C	HIRD32 2PG5S0000C 00004D			
	5A	HIRD32 2PG5S0000C 00005B	HIRD32 2PG5S0000C 00005C	HIRD32 2PG5S0000C 00005D			
	6A	HIRD32 2PG5S0000C 00006B	HIRD32 2PG5S0000C 00006C	HIRD32 2PG5S0000C 00006D			
	10A	HIRD32 2PG5S0000C 00010B	HIRD32 2PG5S0000C 00010C	HIRD32 2PG5S0000C 00010D			
	13A	HIRD32 2PG5S0000C 00013B	HIRD32 2PG5S0000C 00013C	HIRD32 2PG5S0000C 00013D			
	15A	HIRD32 2PG5S0000C 00015B	HIRD32 2PG5S0000C 00015C	HIRD32 2PG5S0000C 00015D			
	16A	HIRD32 2PG5S0000C 00016B	HIRD32 2PG5S0000C 00016C	HIRD32 2PG5S0000C 00016D			
	20A	HIRD32 2PG5S0000C 00020B	HIRD32 2PG5S0000C 00020C	HIRD32 2PG5S0000C 00020D			
	25A	HIRD32 2PG5S0000C 00025B	HIRD32 2PG5S0000C 00025C	HIRD32 2PG5S0000C 00025D			
	32A	HIRD32 2PG5S0000C 00032B	HIRD32 2PG5S0000C 00032C	HIRD32 2PG5S0000C 00032D			
  6kA, 3P, 100mA	1A	HIRD32 3PG5S0000C 00001B	HIRD32 3PG5S0000C 00001C	HIRD32 3PG5S0000C 00001D	20	RCCB	MA
	2A	HIRD32 3PG5S0000C 00002B	HIRD32 3PG5S0000C 00002C	HIRD32 3PG5S0000C 00002D			
	3A	HIRD32 3PG5S0000C 00003B	HIRD32 3PG5S0000C 00003C	HIRD32 3PG5S0000C 00003D			
	4A	HIRD32 3PG5S0000C 00004B	HIRD32 3PG5S0000C 00004C	HIRD32 3PG5S0000C 00004D			
	5A	HIRD32 3PG5S0000C 00005B	HIRD32 3PG5S0000C 00005C	HIRD32 3PG5S0000C 00005D			
	6A	HIRD32 3PG5S0000C 00006B	HIRD32 3PG5S0000C 00006C	HIRD32 3PG5S0000C 00006D			
	10A	HIRD32 3PG5S0000C 00010B	HIRD32 3PG5S0000C 00010C	HIRD32 3PG5S0000C 00010D			
	13A	HIRD32 3PG5S0000C 00013B	HIRD32 3PG5S0000C 00013C	HIRD32 3PG5S0000C 00013D			
	15A	HIRD32 3PG5S0000C 00015B	HIRD32 3PG5S0000C 00015C	HIRD32 3PG5S0000C 00015D			
	16A	HIRD32 3PG5S0000C 00016B	HIRD32 3PG5S0000C 00016C	HIRD32 3PG5S0000C 00016D			
	20A	HIRD32 3PG5S0000C 00020B	HIRD32 3PG5S0000C 00020C	HIRD32 3PG5S0000C 00020D			
	25A	HIRD32 3PG5S0000C 00025B	HIRD32 3PG5S0000C 00025C	HIRD32 3PG5S0000C 00025D			
	32A	HIRD32 3PG5S0000C 00032B	HIRD32 3PG5S0000C 00032C	HIRD32 3PG5S0000C 00032D			
  6kA, 3P+N, 100mA	1A	HIRD32 3NG5S0000C 00001B	HIRD32 3NG5S0000C 00001C	HIRD32 3NG5S0000C 00001D	20	RCCB	MA
	2A	HIRD32 3NG5S0000C 00002B	HIRD32 3NG5S0000C 00002C	HIRD32 3NG5S0000C 00002D			
	3A	HIRD32 3NG5S0000C 00003B	HIRD32 3NG5S0000C 00003C	HIRD32 3NG5S0000C 00003D			
	4A	HIRD32 3NG5S0000C 00004B	HIRD32 3NG5S0000C 00004C	HIRD32 3NG5S0000C 00004D			
	5A	HIRD32 3NG5S0000C 00005B	HIRD32 3NG5S0000C 00005C	HIRD32 3NG5S0000C 00005D			
	6A	HIRD32 3NG5S0000C 00006B	HIRD32 3NG5S0000C 00006C	HIRD32 3NG5S0000C 00006D			
	10A	HIRD32 3NG5S0000C 00010B	HIRD32 3NG5S0000C 00010C	HIRD32 3NG5S0000C 00010D			
	13A	HIRD32 3NG5S0000C 00013B	HIRD32 3NG5S0000C 00013C	HIRD32 3NG5S0000C 00013D			
	15A	HIRD32 3NG5S0000C 00015B	HIRD32 3NG5S0000C 00015C	HIRD32 3NG5S0000C 00015D			
	16A	HIRD32 3NG5S0000C 00016B	HIRD32 3NG5S0000C 00016C	HIRD32 3NG5S0000C 00016D			
	20A	HIRD32 3NG5S0000C 00020B	HIRD32 3NG5S0000C 00020C	HIRD32 3NG5S0000C 00020D			
	25A	HIRD32 3NG5S0000C 00025B	HIRD32 3NG5S0000C 00025C	HIRD32 3NG5S0000C 00025D			
	32A	HIRD32 3NG5S0000C 00032B	HIRD32 3NG5S0000C 00032C	HIRD32 3NG5S0000C 00032D			
  6kA, 4P, 100mA	1A	HIRD32 4PG5S0000C 00001B	HIRD32 4PG5S0000C 00001C	HIRD32 4PG5S0000C 00001D	10	RCCB	MA
	2A	HIRD32 4PG5S0000C 00002B	HIRD32 4PG5S0000C 00002C	HIRD32 4PG5S0000C 00002D			
	3A	HIRD32 4PG5S0000C 00003B	HIRD32 4PG5S0000C 00003C	HIRD32 4PG5S0000C 00003D			
	4A	HIRD32 4PG5S0000C 00004B	HIRD32 4PG5S0000C 00004C	HIRD32 4PG5S0000C 00004D			
	5A	HIRD32 4PG5S0000C 00005B	HIRD32 4PG5S0000C 00005C	HIRD32 4PG5S0000C 00005D			
	6A	HIRD32 4PG5S0000C 00006B	HIRD32 4PG5S0000C 00006C	HIRD32 4PG5S0000C 00006D			
	10A	HIRD32 4PG5S0000C 00010B	HIRD32 4PG5S0000C 00010C	HIRD32 4PG5S0000C 00010D			
	13A	HIRD32 4PG5S0000C 00013B	HIRD32 4PG5S0000C 00013C	HIRD32 4PG5S0000C 00013D			
	15A	HIRD32 4PG5S0000C 00015B	HIRD32 4PG5S0000C 00015C	HIRD32 4PG5S0000C 00015D			
	16A	HIRD32 4PG5S0000C 00016B	HIRD32 4PG5S0000C 00016C	HIRD32 4PG5S0000C 00016D			
	20A	HIRD32 4PG5S0000C 00020B	HIRD32 4PG5S0000C 00020C	HIRD32 4PG5S0000C 00020D			
	25A	HIRD32 4PG5S0000C 00025B	HIRD32 4PG5S0000C 00025C	HIRD32 4PG5S0000C 00025D			
	32A	HIRD32 4PG5S0000C 00032B	HIRD32 4PG5S0000C 00032C	HIRD32 4PG5S0000C 00032D			

Order information

HIRD32


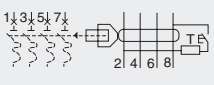

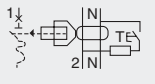

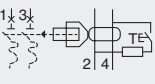

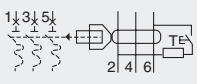
Rating	Code			Unit (EA)	Category		
	B curve	C curve	D curve				
  6kA, 1P+N, 300mA	1A	HIRD32 1NG7S0000C 00001B	HIRD32 1NG7S0000C 00001C	HIRD32 1NG7S0000C 00001D	40	RCCB	MA
	2A	HIRD32 1NG7S0000C 00002B	HIRD32 1NG7S0000C 00002C	HIRD32 1NG7S0000C 00002D			
	3A	HIRD32 1NG7S0000C 00003B	HIRD32 1NG7S0000C 00003C	HIRD32 1NG7S0000C 00003D			
	4A	HIRD32 1NG7S0000C 00004B	HIRD32 1NG7S0000C 00004C	HIRD32 1NG7S0000C 00004D			
	5A	HIRD32 1NG7S0000C 00005B	HIRD32 1NG7S0000C 00005C	HIRD32 1NG7S0000C 00005D			
	6A	HIRD32 1NG7S0000C 00006B	HIRD32 1NG7S0000C 00006C	HIRD32 1NG7S0000C 00006D			
	10A	HIRD32 1NG7S0000C 00010B	HIRD32 1NG7S0000C 00010C	HIRD32 1NG7S0000C 00010D			
	13A	HIRD32 1NG7S0000C 00013B	HIRD32 1NG7S0000C 00013C	HIRD32 1NG7S0000C 00013D			
	15A	HIRD32 1NG7S0000C 00015B	HIRD32 1NG7S0000C 00015C	HIRD32 1NG7S0000C 00015D			
	16A	HIRD32 1NG7S0000C 00016B	HIRD32 1NG7S0000C 00016C	HIRD32 1NG7S0000C 00016D			
	20A	HIRD32 1NG7S0000C 00020B	HIRD32 1NG7S0000C 00020C	HIRD32 1NG7S0000C 00020D			
	25A	HIRD32 1NG7S0000C 00025B	HIRD32 1NG7S0000C 00025C	HIRD32 1NG7S0000C 00025D			
	32A	HIRD32 1NG7S0000C 00032B	HIRD32 1NG7S0000C 00032C	HIRD32 1NG7S0000C 00032D			
	  6kA, 2P, 300mA	1A	HIRD32 2PG7S0000C 00001B	HIRD32 2PG7S0000C 00001C			
2A		HIRD32 2PG7S0000C 00002B	HIRD32 2PG7S0000C 00002C	HIRD32 2PG7S0000C 00002D			
3A		HIRD32 2PG7S0000C 00003B	HIRD32 2PG7S0000C 00003C	HIRD32 2PG7S0000C 00003D			
4A		HIRD32 2PG7S0000C 00004B	HIRD32 2PG7S0000C 00004C	HIRD32 2PG7S0000C 00004D			
5A		HIRD32 2PG7S0000C 00005B	HIRD32 2PG7S0000C 00005C	HIRD32 2PG7S0000C 00005D			
6A		HIRD32 2PG7S0000C 00006B	HIRD32 2PG7S0000C 00006C	HIRD32 2PG7S0000C 00006D			
10A		HIRD32 2PG7S0000C 00010B	HIRD32 2PG7S0000C 00010C	HIRD32 2PG7S0000C 00010D			
13A		HIRD32 2PG7S0000C 00013B	HIRD32 2PG7S0000C 00013C	HIRD32 2PG7S0000C 00013D			
15A		HIRD32 2PG7S0000C 00015B	HIRD32 2PG7S0000C 00015C	HIRD32 2PG7S0000C 00015D			
16A		HIRD32 2PG7S0000C 00016B	HIRD32 2PG7S0000C 00016C	HIRD32 2PG7S0000C 00016D			
20A		HIRD32 2PG7S0000C 00020B	HIRD32 2PG7S0000C 00020C	HIRD32 2PG7S0000C 00020D			
25A		HIRD32 2PG7S0000C 00025B	HIRD32 2PG7S0000C 00025C	HIRD32 2PG7S0000C 00025D			
32A		HIRD32 2PG7S0000C 00032B	HIRD32 2PG7S0000C 00032C	HIRD32 2PG7S0000C 00032D			
  6kA, 3P, 300mA		1A	HIRD32 3PG7S0000C 00001B	HIRD32 3PG7S0000C 00001C	HIRD32 3PG7S0000C 00001D	20	RCCB
	2A	HIRD32 3PG7S0000C 00002B	HIRD32 3PG7S0000C 00002C	HIRD32 3PG7S0000C 00002D			
	3A	HIRD32 3PG7S0000C 00003B	HIRD32 3PG7S0000C 00003C	HIRD32 3PG7S0000C 00003D			
	4A	HIRD32 3PG7S0000C 00004B	HIRD32 3PG7S0000C 00004C	HIRD32 3PG7S0000C 00004D			
	5A	HIRD32 3PG7S0000C 00005B	HIRD32 3PG7S0000C 00005C	HIRD32 3PG7S0000C 00005D			
	6A	HIRD32 3PG7S0000C 00006B	HIRD32 3PG7S0000C 00006C	HIRD32 3PG7S0000C 00006D			
	10A	HIRD32 3PG7S0000C 00010B	HIRD32 3PG7S0000C 00010C	HIRD32 3PG7S0000C 00010D			
	13A	HIRD32 3PG7S0000C 00013B	HIRD32 3PG7S0000C 00013C	HIRD32 3PG7S0000C 00013D			
	15A	HIRD32 3PG7S0000C 00015B	HIRD32 3PG7S0000C 00015C	HIRD32 3PG7S0000C 00015D			
	16A	HIRD32 3PG7S0000C 00016B	HIRD32 3PG7S0000C 00016C	HIRD32 3PG7S0000C 00016D			
	20A	HIRD32 3PG7S0000C 00020B	HIRD32 3PG7S0000C 00020C	HIRD32 3PG7S0000C 00020D			
	25A	HIRD32 3PG7S0000C 00025B	HIRD32 3PG7S0000C 00025C	HIRD32 3PG7S0000C 00025D			
	32A	HIRD32 3PG7S0000C 00032B	HIRD32 3PG7S0000C 00032C	HIRD32 3PG7S0000C 00032D			
	  6kA, 3P+N, 300mA	1A	HIRD32 3NG7S0000C 00001B	HIRD32 3NG7S0000C 00001C	HIRD32 3NG7S0000C 00001D		
2A		HIRD32 3NG7S0000C 00002B	HIRD32 3NG7S0000C 00002C	HIRD32 3NG7S0000C 00002D			
3A		HIRD32 3NG7S0000C 00003B	HIRD32 3NG7S0000C 00003C	HIRD32 3NG7S0000C 00003D			
4A		HIRD32 3NG7S0000C 00004B	HIRD32 3NG7S0000C 00004C	HIRD32 3NG7S0000C 00004D			
5A		HIRD32 3NG7S0000C 00005B	HIRD32 3NG7S0000C 00005C	HIRD32 3NG7S0000C 00005D			
6A		HIRD32 3NG7S0000C 00006B	HIRD32 3NG7S0000C 00006C	HIRD32 3NG7S0000C 00006D			
10A		HIRD32 3NG7S0000C 00010B	HIRD32 3NG7S0000C 00010C	HIRD32 3NG7S0000C 00010D			
13A		HIRD32 3NG7S0000C 00013B	HIRD32 3NG7S0000C 00013C	HIRD32 3NG7S0000C 00013D			
15A		HIRD32 3NG7S0000C 00015B	HIRD32 3NG7S0000C 00015C	HIRD32 3NG7S0000C 00015D			
16A		HIRD32 3NG7S0000C 00016B	HIRD32 3NG7S0000C 00016C	HIRD32 3NG7S0000C 00016D			
20A		HIRD32 3NG7S0000C 00020B	HIRD32 3NG7S0000C 00020C	HIRD32 3NG7S0000C 00020D			
25A		HIRD32 3NG7S0000C 00025B	HIRD32 3NG7S0000C 00025C	HIRD32 3NG7S0000C 00025D			
32A		HIRD32 3NG7S0000C 00032B	HIRD32 3NG7S0000C 00032C	HIRD32 3NG7S0000C 00032D			

RCCB

HiRD32 / 6kA 1-32A 10-500mA (AC type only)


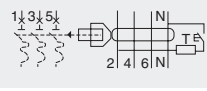

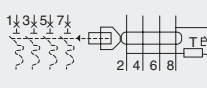
■ Order information

HiRD32

Rating	Code			Unit [EA]	Category		
	B curve	C curve	D curve				
  6kA, 4P, 300mA	1A	HIRD32 4PG7S0000C 00001B	HIRD32 4PG7S0000C 00001C	HIRD32 4PG7S0000C 00001D	10	RCCB	MA
	2A	HIRD32 4PG7S0000C 00002B	HIRD32 4PG7S0000C 00002C	HIRD32 4PG7S0000C 00002D			
	3A	HIRD32 4PG7S0000C 00003B	HIRD32 4PG7S0000C 00003C	HIRD32 4PG7S0000C 00003D			
	4A	HIRD32 4PG7S0000C 00004B	HIRD32 4PG7S0000C 00004C	HIRD32 4PG7S0000C 00004D			
	5A	HIRD32 4PG7S0000C 00005B	HIRD32 4PG7S0000C 00005C	HIRD32 4PG7S0000C 00005D			
	6A	HIRD32 4PG7S0000C 00006B	HIRD32 4PG7S0000C 00006C	HIRD32 4PG7S0000C 00006D			
	10A	HIRD32 4PG7S0000C 00010B	HIRD32 4PG7S0000C 00010C	HIRD32 4PG7S0000C 00010D			
	13A	HIRD32 4PG7S0000C 00013B	HIRD32 4PG7S0000C 00013C	HIRD32 4PG7S0000C 00013D			
	15A	HIRD32 4PG7S0000C 00015B	HIRD32 4PG7S0000C 00015C	HIRD32 4PG7S0000C 00015D			
	16A	HIRD32 4PG7S0000C 00016B	HIRD32 4PG7S0000C 00016C	HIRD32 4PG7S0000C 00016D			
	20A	HIRD32 4PG7S0000C 00020B	HIRD32 4PG7S0000C 00020C	HIRD32 4PG7S0000C 00020D			
	25A	HIRD32 4PG7S0000C 00025B	HIRD32 4PG7S0000C 00025C	HIRD32 4PG7S0000C 00025D			
	32A	HIRD32 4PG7S0000C 00032B	HIRD32 4PG7S0000C 00032C	HIRD32 4PG7S0000C 00032D			
  6kA, 1P+N, 500mA	1A	HIRD32 1NG8S0000C 00001B	HIRD32 1NG8S0000C 00001C	HIRD32 1NG8S0000C 00001D	40	RCCB	MA
	2A	HIRD32 1NG8S0000C 00002B	HIRD32 1NG8S0000C 00002C	HIRD32 1NG8S0000C 00002D			
	3A	HIRD32 1NG8S0000C 00003B	HIRD32 1NG8S0000C 00003C	HIRD32 1NG8S0000C 00003D			
	4A	HIRD32 1NG8S0000C 00004B	HIRD32 1NG8S0000C 00004C	HIRD32 1NG8S0000C 00004D			
	5A	HIRD32 1NG8S0000C 00005B	HIRD32 1NG8S0000C 00005C	HIRD32 1NG8S0000C 00005D			
	6A	HIRD32 1NG8S0000C 00006B	HIRD32 1NG8S0000C 00006C	HIRD32 1NG8S0000C 00006D			
	10A	HIRD32 1NG8S0000C 00010B	HIRD32 1NG8S0000C 00010C	HIRD32 1NG8S0000C 00010D			
	13A	HIRD32 1NG8S0000C 00013B	HIRD32 1NG8S0000C 00013C	HIRD32 1NG8S0000C 00013D			
	15A	HIRD32 1NG8S0000C 00015B	HIRD32 1NG8S0000C 00015C	HIRD32 1NG8S0000C 00015D			
	16A	HIRD32 1NG8S0000C 00016B	HIRD32 1NG8S0000C 00016C	HIRD32 1NG8S0000C 00016D			
	20A	HIRD32 1NG8S0000C 00020B	HIRD32 1NG8S0000C 00020C	HIRD32 1NG8S0000C 00020D			
	25A	HIRD32 1NG8S0000C 00025B	HIRD32 1NG8S0000C 00025C	HIRD32 1NG8S0000C 00025D			
	32A	HIRD32 1NG8S0000C 00032B	HIRD32 1NG8S0000C 00032C	HIRD32 1NG8S0000C 00032D			
  6kA, 2P, 500mA	1A	HIRD32 2PG8S0000C 00001B	HIRD32 2PG8S0000C 00001C	HIRD32 2PG8S0000C 00001D	30	RCCB	MA
	2A	HIRD32 2PG8S0000C 00002B	HIRD32 2PG8S0000C 00002C	HIRD32 2PG8S0000C 00002D			
	3A	HIRD32 2PG8S0000C 00003B	HIRD32 2PG8S0000C 00003C	HIRD32 2PG8S0000C 00003D			
	4A	HIRD32 2PG8S0000C 00004B	HIRD32 2PG8S0000C 00004C	HIRD32 2PG8S0000C 00004D			
	5A	HIRD32 2PG8S0000C 00005B	HIRD32 2PG8S0000C 00005C	HIRD32 2PG8S0000C 00005D			
	6A	HIRD32 2PG8S0000C 00006B	HIRD32 2PG8S0000C 00006C	HIRD32 2PG8S0000C 00006D			
	10A	HIRD32 2PG8S0000C 00010B	HIRD32 2PG8S0000C 00010C	HIRD32 2PG8S0000C 00010D			
	13A	HIRD32 2PG8S0000C 00013B	HIRD32 2PG8S0000C 00013C	HIRD32 2PG8S0000C 00013D			
	15A	HIRD32 2PG8S0000C 00015B	HIRD32 2PG8S0000C 00015C	HIRD32 2PG8S0000C 00015D			
	16A	HIRD32 2PG8S0000C 00016B	HIRD32 2PG8S0000C 00016C	HIRD32 2PG8S0000C 00016D			
	20A	HIRD32 2PG8S0000C 00020B	HIRD32 2PG8S0000C 00020C	HIRD32 2PG8S0000C 00020D			
	25A	HIRD32 2PG8S0000C 00025B	HIRD32 2PG8S0000C 00025C	HIRD32 2PG8S0000C 00025D			
	32A	HIRD32 2PG8S0000C 00032B	HIRD32 2PG8S0000C 00032C	HIRD32 2PG8S0000C 00032D			
  6kA, 3P, 500mA	1A	HIRD32 3PG8S0000C 00001B	HIRD32 3PG8S0000C 00001C	HIRD32 3PG8S0000C 00001D	20	RCCB	MA
	2A	HIRD32 3PG8S0000C 00002B	HIRD32 3PG8S0000C 00002C	HIRD32 3PG8S0000C 00002D			
	3A	HIRD32 3PG8S0000C 00003B	HIRD32 3PG8S0000C 00003C	HIRD32 3PG8S0000C 00003D			
	4A	HIRD32 3PG8S0000C 00004B	HIRD32 3PG8S0000C 00004C	HIRD32 3PG8S0000C 00004D			
	5A	HIRD32 3PG8S0000C 00005B	HIRD32 3PG8S0000C 00005C	HIRD32 3PG8S0000C 00005D			
	6A	HIRD32 3PG8S0000C 00006B	HIRD32 3PG8S0000C 00006C	HIRD32 3PG8S0000C 00006D			
	10A	HIRD32 3PG8S0000C 00010B	HIRD32 3PG8S0000C 00010C	HIRD32 3PG8S0000C 00010D			
	13A	HIRD32 3PG8S0000C 00013B	HIRD32 3PG8S0000C 00013C	HIRD32 3PG8S0000C 00013D			
	15A	HIRD32 3PG8S0000C 00015B	HIRD32 3PG8S0000C 00015C	HIRD32 3PG8S0000C 00015D			
	16A	HIRD32 3PG8S0000C 00016B	HIRD32 3PG8S0000C 00016C	HIRD32 3PG8S0000C 00016D			
	20A	HIRD32 3PG8S0000C 00020B	HIRD32 3PG8S0000C 00020C	HIRD32 3PG8S0000C 00020D			
	25A	HIRD32 3PG8S0000C 00025B	HIRD32 3PG8S0000C 00025C	HIRD32 3PG8S0000C 00025D			
	32A	HIRD32 3PG8S0000C 00032B	HIRD32 3PG8S0000C 00032C	HIRD32 3PG8S0000C 00032D			

Order information

HIRD32

Rating	Code			Unit (EA)	Category		
	B curve	C curve	D curve				
  6kA, 3P+N, 500mA	1A	HIRD32 3NG8S0000C 00001B	HIRD32 3NG8S0000C 00001C	HIRD32 3NG8S0000C 00001D	20	RCCB	MA
	2A	HIRD32 3NG8S0000C 00002B	HIRD32 3NG8S0000C 00002C	HIRD32 3NG8S0000C 00002D			
	3A	HIRD32 3NG8S0000C 00003B	HIRD32 3NG8S0000C 00003C	HIRD32 3NG8S0000C 00003D			
	4A	HIRD32 3NG8S0000C 00004B	HIRD32 3NG8S0000C 00004C	HIRD32 3NG8S0000C 00004D			
	5A	HIRD32 3NG8S0000C 00005B	HIRD32 3NG8S0000C 00005C	HIRD32 3NG8S0000C 00005D			
	6A	HIRD32 3NG8S0000C 00006B	HIRD32 3NG8S0000C 00006C	HIRD32 3NG8S0000C 00006D			
	10A	HIRD32 3NG8S0000C 00010B	HIRD32 3NG8S0000C 00010C	HIRD32 3NG8S0000C 00010D			
	13A	HIRD32 3NG8S0000C 00013B	HIRD32 3NG8S0000C 00013C	HIRD32 3NG8S0000C 00013D			
	15A	HIRD32 3NG8S0000C 00015B	HIRD32 3NG8S0000C 00015C	HIRD32 3NG8S0000C 00015D			
	16A	HIRD32 3NG8S0000C 00016B	HIRD32 3NG8S0000C 00016C	HIRD32 3NG8S0000C 00016D			
	20A	HIRD32 3NG8S0000C 00020B	HIRD32 3NG8S0000C 00020C	HIRD32 3NG8S0000C 00020D			
	25A	HIRD32 3NG8S0000C 00025B	HIRD32 3NG8S0000C 00025C	HIRD32 3NG8S0000C 00025D			
	32A	HIRD32 3NG8S0000C 00032B	HIRD32 3NG8S0000C 00032C	HIRD32 3NG8S0000C 00032D			
	  6kA, 4P, 500mA	1A	HIRD32 4PG8S0000C 00001B	HIRD32 4PG8S0000C 00001C			
2A		HIRD32 4PG8S0000C 00002B	HIRD32 4PG8S0000C 00002C	HIRD32 4PG8S0000C 00002D			
3A		HIRD32 4PG8S0000C 00003B	HIRD32 4PG8S0000C 00003C	HIRD32 4PG8S0000C 00003D			
4A		HIRD32 4PG8S0000C 00004B	HIRD32 4PG8S0000C 00004C	HIRD32 4PG8S0000C 00004D			
5A		HIRD32 4PG8S0000C 00005B	HIRD32 4PG8S0000C 00005C	HIRD32 4PG8S0000C 00005D			
6A		HIRD32 4PG8S0000C 00006B	HIRD32 4PG8S0000C 00006C	HIRD32 4PG8S0000C 00006D			
10A		HIRD32 4PG8S0000C 00010B	HIRD32 4PG8S0000C 00010C	HIRD32 4PG8S0000C 00010D			
13A		HIRD32 4PG8S0000C 00013B	HIRD32 4PG8S0000C 00013C	HIRD32 4PG8S0000C 00013D			
15A		HIRD32 4PG8S0000C 00015B	HIRD32 4PG8S0000C 00015C	HIRD32 4PG8S0000C 00015D			
16A		HIRD32 4PG8S0000C 00016B	HIRD32 4PG8S0000C 00016C	HIRD32 4PG8S0000C 00016D			
20A		HIRD32 4PG8S0000C 00020B	HIRD32 4PG8S0000C 00020C	HIRD32 4PG8S0000C 00020D			
25A		HIRD32 4PG8S0000C 00025B	HIRD32 4PG8S0000C 00025C	HIRD32 4PG8S0000C 00025D			
32A		HIRD32 4PG8S0000C 00032B	HIRD32 4PG8S0000C 00032C	HIRD32 4PG8S0000C 00032D			



MINI







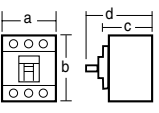
MINI BREAKER

HBD breaker / 5-10kA 10-100A

Standard Protection Specification	IEC60947-2 overload, short-circuit 5, 10kA at AC240/460V - AC240V (1P), AC240/460V 10, 15, 20, 30, 40, 50, 60, 75, 100A 1, 2, 3 pole plug-in and lug-to-lug type
--	--

| Ratings |










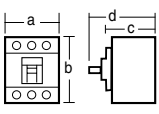
Plug-in type

Model		HBD51D	HBD52D	HBD53D	HBD51HD	HBD52HD	HBD53HD		
Figure									
Standard		IEC60947-2			IEC60947-2				
Ampere frame size		50AF			50AF				
Number of poles (P)		1	2	3	1	2	3		
Degree of protection		IP20			IP20				
Utilization category		A			A				
Protection		overload, short-circuit			overload, short-circuit				
Rating	Rated current [A]	10, 15, 20, 30, 40, 50			10, 15, 20, 30, 40, 50				
	Rated insulation voltage [Ui] [V]	AC460			AC460				
	Rated operational voltage [Ue] [V]	AC240/460 ¹⁾			AC240/460 ¹⁾				
	Rated impulse withstand voltage [Uimp] [kA]	6			6				
Rated short-circuit breaking capacity IEC60947-2 KS C 8321	Ultimate [Icu] (kA r.m.s.)	AC220/240V, 50-60Hz DC125V			10				
	Service [Ics]	% of [Icu]			50				
Trip mechanism		thermal magnetic			thermal magnetic				
Mounting		Plug-in			○				
Terminal connection	Line side	plug-in			plug-in				
	Load side	screw			screw				
Dimensions (mm)		a	Width	25	50	75	25	50	75
	b	Height	74.5	74.5	74.5	74.5	74.5	74.5	74.5
	c	Depth	60	60	60	60	60	60	60
	d		77	79	79	77	79	79	79
Weight [kg]		0.28	0.56	0.84	0.28	0.56	0.84		

※ 1) AC460V is not applicable for 1P breaker.

Ratings

Lug-to-lug type






Model		HBD51	HBD52	HBD53	HBD51h	HBD52h	HBD53h	HBD101h	HBD102h	HBD103h	
Figure											
Standard		IEC60947-2			IEC60947-2			IEC60947-2			
Ampere frame size		50AF			50AF			100AF			
Number of poles (P)		1	2	3	1	2	3	1	2	3	
Degree of protection		IP20			IP20			IP20			
Utilization category		A			A			A			
Protection		overload, short-circuit			overload, short-circuit			overload, short-circuit			
Rating	Rated current [A]	10, 15, 20, 30, 40, 50			10, 15, 20, 30, 40, 50			15, 20, 30, 40, 50, 60, 75, 100			
	Rated insulation voltage [Ui] [V]	AC460			AC460			AC460			
	Rated operational voltage [Ue] [V]	AC240/460 ¹⁾			AC240/460 ¹⁾			AC240/460 ¹⁾			
	Rated impulse withstand voltage [Uimp] [kA]	6			6			6			
Rated short-circuit breaking capacity	Ultimate [Icu] (kA r.m.s.)	AC400/460V, 50-60Hz	2.5			5			5		
		AC380V, 50-60Hz	2.5			5			5		
		AC220/240V, 50-60Hz	5			10			10		
IEC60947-2 KS C 8321	DC125V	5			10			10			
	Service [Ics] % of [Icu]	50			50			50			
Trip mechanism		thermal magnetic			thermal magnetic			thermal magnetic			
Mounting	Direct mounting by screw	○			○			○			
	Plug-in	-			○			○			
Terminal connection	Line side	clip & screw			clip & screw			clip & screw			
	Load side	clip & screw			clip & screw			clip & screw			
Dimensions (mm)		a Width	25	50	75	25	50	75	25	50	75
		b Height	95	95	95	95	95	95	97	97	97
		c Depth	60	60	60	60	60	60	60	60	60
		d	77	79	79	77	79	79	77	79	79
Weight (kg)		0.16	0.34	0.5	0.16	0.34	0.5	0.23	0.3	0.35	

※ 1) AC460V is not applicable for 1P breaker.

HBD breaker / 5-10kA 10-100A

Order information

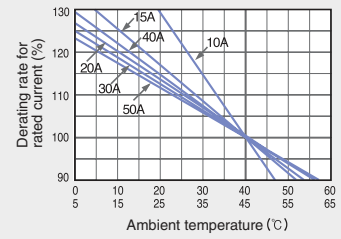
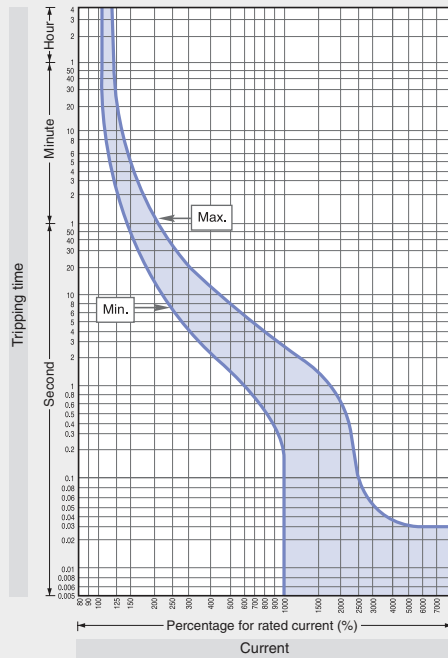
HBD

Rating	1 pole		2 pole		3 pole		Category		
	Code	Unit (EA)	Code	Unit (EA)	Code	Unit (EA)			
 50AF 5kA Plug-in type	10A	HBD51D 1PT4S0000C 00010 E	100	HBD52D 2PT4S0000C 00010 E	50	HBD53D 3PT4S0000C 00010 E	50	MCCB	M1
	15A	HBD51D 1PT4S0000C 00015 E		HBD52D 2PT4S0000C 00015 E		HBD53D 3PT4S0000C 00015 E			
	20A	HBD51D 1PT4S0000C 00020 E		HBD52D 2PT4S0000C 00020 E		HBD53D 3PT4S0000C 00020 E			
	30A	HBD51D 1PT4S0000C 00030 E		HBD52D 2PT4S0000C 00030 E		HBD53D 3PT4S0000C 00030 E			
	40A	HBD51D 1PT4S0000C 00040 E		HBD52D 2PT4S0000C 00040 E		HBD53D 3PT4S0000C 00040 E			
	50A	HBD51D 1PT4S0000C 00050 E		HBD52D 2PT4S0000C 00050 E		HBD53D 3PT4S0000C 00050 E			
 50AF 10kA Plug-in type	10A	HBD51HD 1PT4S0000C 00010 E	100	HBD52HD 2PT4S0000C 00010 E	50	HBD53HD 3PT4S0000C 00010 E	50	MCCB	M1
	15A	HBD51HD 1PT4S0000C 00015 E		HBD52HD 2PT4S0000C 00015 E		HBD53HD 3PT4S0000C 00015 E			
	20A	HBD51HD 1PT4S0000C 00020 E		HBD52HD 2PT4S0000C 00020 E		HBD53HD 3PT4S0000C 00020 E			
	30A	HBD51HD 1PT4S0000C 00030 E		HBD52HD 2PT4S0000C 00030 E		HBD53HD 3PT4S0000C 00030 E			
	40A	HBD51HD 1PT4S0000C 00040 E		HBD52HD 2PT4S0000C 00040 E		HBD53HD 3PT4S0000C 00040 E			
	50A	HBD51HD 1PT4S0000C 00050 E		HBD52HD 2PT4S0000C 00050 E		HBD53HD 3PT4S0000C 00050 E			
 50AF 5kA Lug-to-lug type	10A	HBD51 1PT4S0000C 00010 E	100	HBD52 2PT4S0000C 00010 E	50	HBD53 3PT4S0000C 00010 E	30	MCCB	M1
	15A	HBD51 1PT4S0000C 00015 E		HBD52 2PT4S0000C 00015 E		HBD53 3PT4S0000C 00015 E			
	20A	HBD51 1PT4S0000C 00020 E		HBD52 2PT4S0000C 00020 E		HBD53 3PT4S0000C 00020 E			
	30A	HBD51 1PT4S0000C 00030 E		HBD52 2PT4S0000C 00030 E		HBD53 3PT4S0000C 00030 E			
	40A	HBD51 1PT4S0000C 00040 E		HBD52 2PT4S0000C 00040 E		HBD53 3PT4S0000C 00040 E			
	50A	HBD51 1PT4S0000C 00050 E		HBD52 2PT4S0000C 00050 E		HBD53 3PT4S0000C 00050 E			
 50AF 10kA Lug-to-lug type	10A	HBD51H 1PT4S0000C 00010 E	100	HBD52H 2PT4S0000C 00010 E	50	HBD53H 3PT4S0000C 00010 E	30	MCCB	M1
	15A	HBD51H 1PT4S0000C 00015 E		HBD52H 2PT4S0000C 00015 E		HBD53H 3PT4S0000C 00015 E			
	20A	HBD51H 1PT4S0000C 00020 E		HBD52H 2PT4S0000C 00020 E		HBD53H 3PT4S0000C 00020 E			
	30A	HBD51H 1PT4S0000C 00030 E		HBD52H 2PT4S0000C 00030 E		HBD53H 3PT4S0000C 00030 E			
	40A	HBD51H 1PT4S0000C 00040 E		HBD52H 2PT4S0000C 00040 E		HBD53H 3PT4S0000C 00040 E			
	50A	HBD51H 1PT4S0000C 00050 E		HBD52H 2PT4S0000C 00050 E		HBD53H 3PT4S0000C 00050 E			
 100AF 10kA Lug-to-lug type	15A	HBD101H 1PT4S0000C 00015	100	HBD102H 2PT4S0000C 00015	50	HBD103H 3PT4S0000C 00015	30	MCCB	M1
	20A	HBD101H 1PT4S0000C 00020		HBD102H 2PT4S0000C 00020		HBD103H 3PT4S0000C 00020			
	30A	HBD101H 1PT4S0000C 00030		HBD102H 2PT4S0000C 00030		HBD103H 3PT4S0000C 00030			
	40A	HBD101H 1PT4S0000C 00040		HBD102H 2PT4S0000C 00040		HBD103H 3PT4S0000C 00040			
	50A	HBD101H 1PT4S0000C 00050		HBD102H 2PT4S0000C 00050		HBD103H 3PT4S0000C 00050			
	60A	HBD101H 1PT4S0000C 00060		HBD102H 2PT4S0000C 00060		HBD103H 3PT4S0000C 00060			
	75A	HBD101H 1PT4S0000C 00075		HBD102H 2PT4S0000C 00075		HBD103H 3PT4S0000C 00075			
	100A	HBD101H 1PT4S0000C 00100		HBD102H 2PT4S0000C 00100		HBD103H 3PT4S0000C 00100			

■ Tripping & temperature derating curves



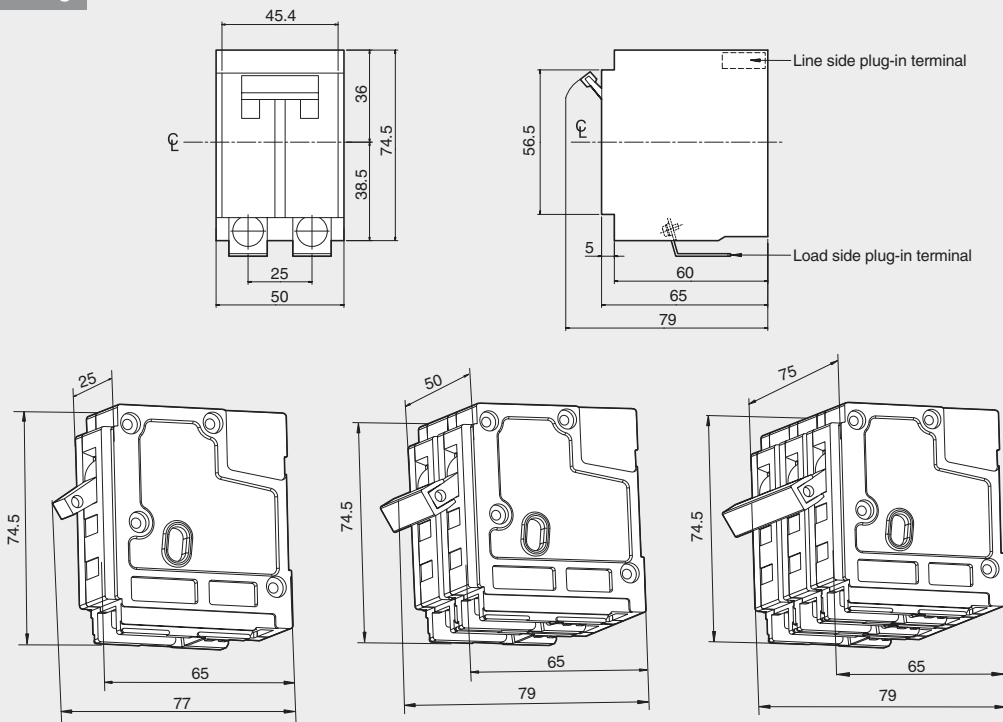
- HBD51D
- HBD52D
- HBD53D
- HBD51HD
- HBD52HD
- HBD53HD



■ Dimensions

(Unit: mm)

Direct mounting



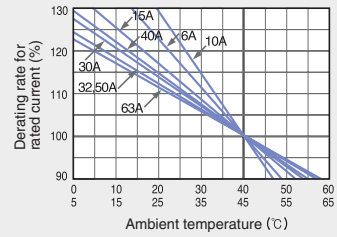
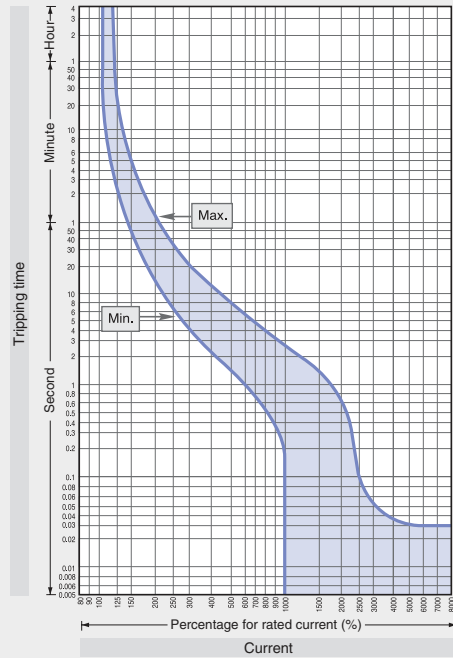
※ ϕ : Center line \parallel : Handle center line

HBD breaker / 5-10kA 10-100A



- HBD51
- HBD52
- HBD53
- HBD51h
- HBD52h
- HBD53h

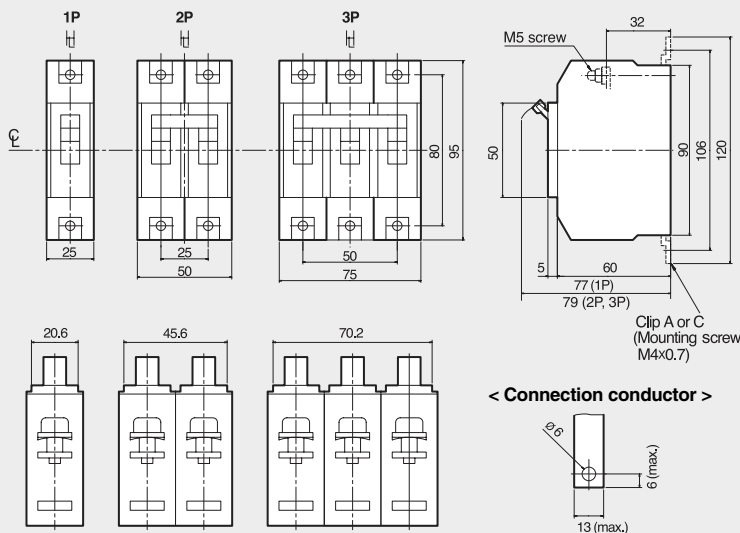
Tripping & temperature derating curves



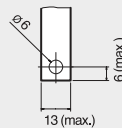
Dimensions

(Unit: mm)

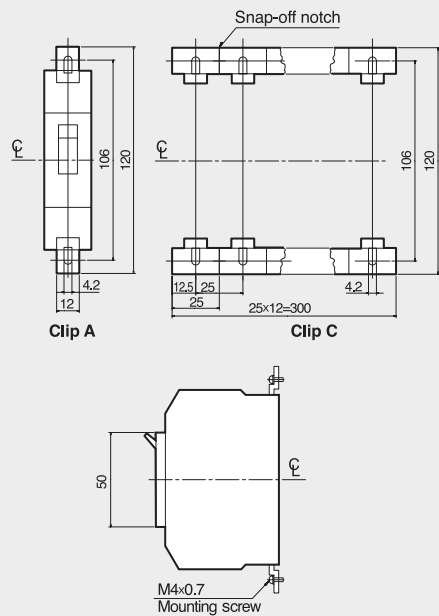
Direct mounting



< Connection conductor >



< Terminal connection >



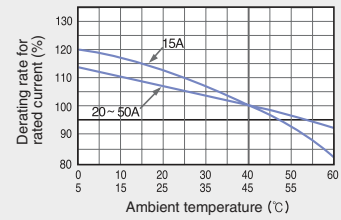
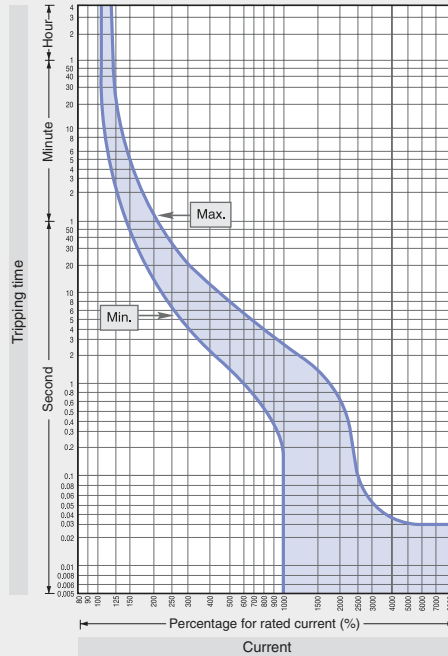
※ - 2 pieces Clip A are supplied for each pole. The distance between Clips of multi-pole breaker is 25mm.
 - When you use Clip C, we recommend to screw it down at 4 or 5 pole intervals. Clip C has a snap-off notch, so you can adjust it as required.

※ C : Center line H : Handle center line

■ Tripping & temperature derating curves



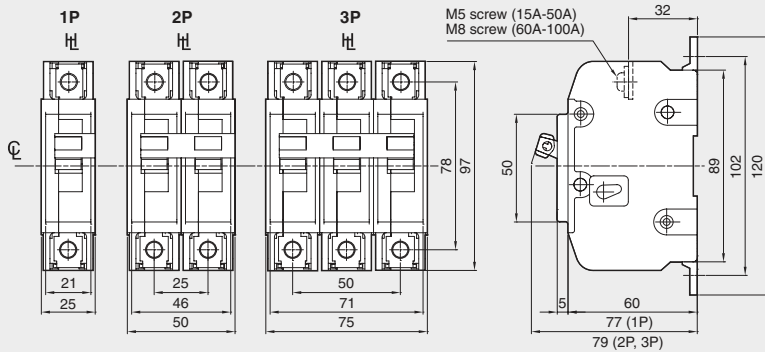
- HBD101h
- HBD102h
- HBD103h



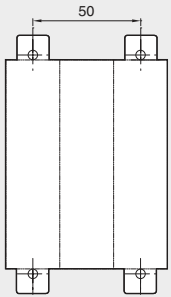
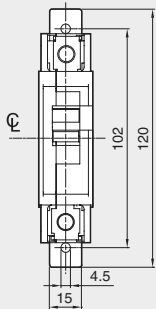
■ Dimensions

(Unit: mm)

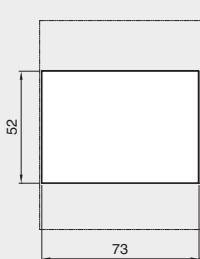
Direct mounting



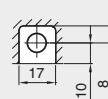
< Drilling holes for mounting >



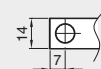
< Panel cut-out >



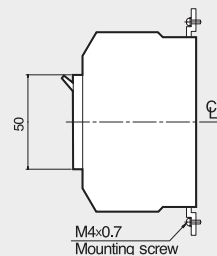
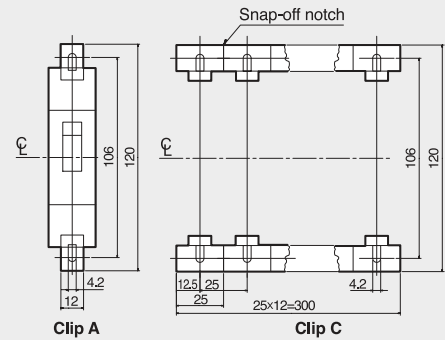
< Terminal part >



< Connection conductor >



< Terminal connection >








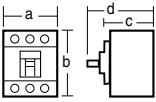
- ※ - 2 pieces Clip A are supplied for each pole. The distance between Clips of multi-pole breaker is 25mm.
- When you use Clip C, we recommend to screw it down at 4 or 5 pole intervals. Clip C has a snap-off notch, so you can adjust it as required.

※ ϕ : Center line H : Handle center line

Mini molded case circuit breaker HiBC & HiBD / 30-100AF 1.5-10kA 10-100A


Standard Protection Specification	IEC60947-2 overload, short-circuit 1.5, 2.5, 5, 10kA at AC220/240V 10, 15, 20, 30, 40, 50, 60, 75, 100A
Accessory	1, 2, 3 pole plastic case for HiBC32S model

| Ratings |





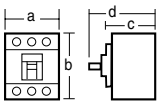
Model		HiBC32S	HiBC32	HiBC32h	HiBD32F	HiBD33F	
Figure							
Standard		IEC60947-2	IEC60947-2	IEC60947-2	IEC60947-2	IEC60947-2	
Ampere frame size		30AF	30AF	30AF	30AF	30AF	
Number of poles (P)		2 (2P1E)	2	2	2	2	
Degree of protection		IP20	IP20	IP20	IP20	IP20	
Utilization category		A	A	A	A	A	
Protection		overload, short-circuit	overload, short-circuit	overload, short-circuit	overload, short-circuit	overload, short-circuit	
Rating	Rated current (A)	10, 15, 20, 30	15, 20, 30	15, 20, 30	15, 20, 30	15, 20, 30	
	Rated insulation voltage [Ui] (V)	AC500	AC500	AC500	AC500	AC500	
	Rated operational voltage [Ue] (V)	AC220	AC220	AC220	AC220	AC220/460	
	Rated impulse withstand voltage [Uimp] (kA)	6	6	6	6	6	
Rated short-circuit breaking capacity IEC60947-2 KS C 8321	Ultimate [Icu] (kA r.m.s.)	AC400/460V, 50-60Hz	-	-	-	5	
		AC380/415V, 50-60Hz	-	-	-	5	
	Service [Ics] (% of [Icu])	AC220/240V, 50-60Hz	1.5	1.5	2.5	5	5
Trip mechanism	Hydraulic magnetic	-	-	-	○	○	
	Thermal magnetic	○	○	○	-	-	
Mounting	Direct mounting by screw	○	○	○	○	○	
	DIN-rail	-	-	-	○	○	
Terminal connection		screw	screw	screw	screw	screw	
Dimensions (mm)		a Width	33	33	33	50	75
		b Height	70	70	70	96	96
		c Depth	42	42	42	60	60
		d	57	57	57	80	80
Weight (kg)		0.1	0.1	0.1	0.3	0.4	

Plastic case for HiBC32S

Order	Code	HiBC32S COVER
	Unit	200EA
	Category	MCCB / MB
Dimensions (mm)		43(W) × 100(H) × 49.7(D)



Ratings

Model		HiBD52F	HiBD53F	HiBD102F	HiBD103F	
Figure						
Standard		IEC60947-2	IEC60947-2	IEC60947-2	IEC60947-2	
Ampere frame size		50AF	50AF	100AF	100AF	
Number of poles (P)		2	3	*2	3	
Degree of protection		IP20	IP20	IP20	IP20	
Utilization category		A	A	A	A	
Protection		overload, short-circuit	overload, short-circuit	overload, short-circuit	overload, short-circuit	
Rating	Rated current [A]	15, 20, 30, 40, 50	15, 20, 30, 40, 50	60, 75, 100	60, 75, 100	
	Rated insulation voltage [Ui] [V]	AC500	AC500	AC500	AC500	
	Rated operational voltage [Ue] [V]	AC220	AC220/460	AC220	AC220/460	
	Rated impulse withstand voltage [Uimp] [kA]	6	6	6	6	
Rated short-circuit breaking capacity IEC60947-2 KS C 8321	Ultimate [Icu] [kA r.m.s.]	AC400/460V, 50-60Hz	-	5	5	
		AC380/415V, 50-60Hz	-	5	-	5
	Service [Ics]	AC220/240V, 50-60Hz	5	5	10	10
	Service [Ics]	% of [Icu]	50	50	50	50
Trip mechanism	Hydraulic magnetic	○	○	○	○	
Mounting	Direct mounting by screw	○	○	○	○	
	DIN-rail	○	○	○	○	
Terminal connection		screw	screw	screw	screw	
Dimensions (mm)		a Width	50	75	75 ¹⁾	75
		b Height	96	96	97	97
		c Depth	60	60	60	60
		d	80	80	80	80
Weight [kg]		0.3	0.4	0.5	0.5	

※ 1) *2P breaker has same dimension as 3P breaker, but the middle pole is removed.

Order information

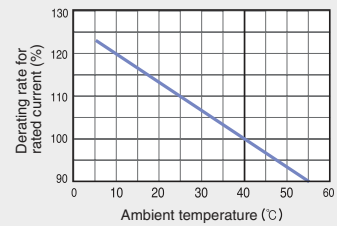
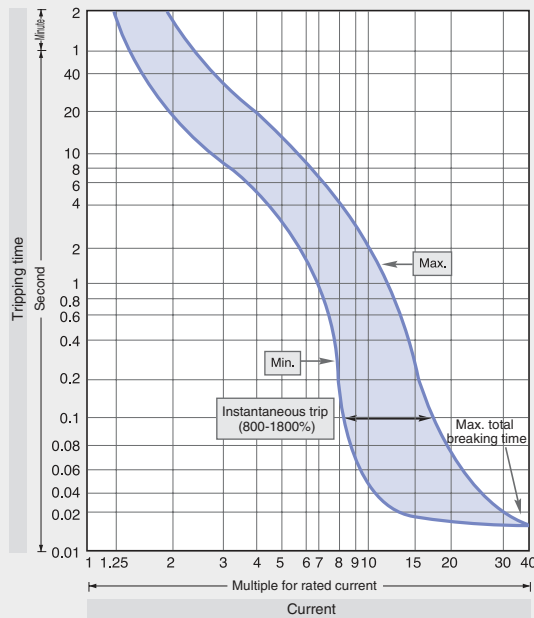
Rating	Code	Unit (EA)	Rating	Code	Unit (EA)	Category
HiBC32S 1.5kA, 2P (2P1E)	10A HIBC32S 2PT4S0000C 00010 E	100	HiBC32SC 1.5kA, 2P (2P1E) with plastic case	10A HIBC32SC 2PT4S0000C 00010 E	200	MCCB M1
	15A HIBC32S 2PT4S0000C 00015 E			15A HIBC32SC 2PT4S0000C 00015 E		
	20A HIBC32S 2PT4S0000C 00020 E			20A HIBC32SC 2PT4S0000C 00020 E		
	30A HIBC32S 2PT4S0000C 00030 E			30A HIBC32SC 2PT4S0000C 00030 E		
HiBC32 1.5kA, 2P	15A HIBC32 2PT4S0000C 00015	100	HiBC32H 2.5kA, 2P	15A HIBC32H 2PT4S0000C 00015	100	MCCB M1
	20A HIBC32 2PT4S0000C 00020			20A HIBC32H 2PT4S0000C 00020		
	30A HIBC32 2PT4S0000C 00030			30A HIBC32H 2PT4S0000C 00030		
HiBD32F 5kA, 2P	15A HiBD32F 2PT4S0000C 00015	40	HiBD33F 5kA, 3P	15A HiBD33F 3PT4S0000C 00015	24	MCCB M1
	20A HiBD32F 2PT4S0000C 00020			20A HiBD33F 3PT4S0000C 00020		
	30A HiBD32F 2PT4S0000C 00030			30A HiBD33F 3PT4S0000C 00030		
HiBD52F 5kA, 2P	15A HiBD52F 2PT4S0000C 00015	40	HiBD53F 5kA, 3P	15A HiBD53F 3PT4S0000C 00015	24	MCCB M1
	20A HiBD52F 2PT4S0000C 00020			20A HiBD53F 3PT4S0000C 00020		
	30A HiBD52F 2PT4S0000C 00030			30A HiBD53F 3PT4S0000C 00030		
	40A HiBD52F 2PT4S0000C 00040			40A HiBD53F 3PT4S0000C 00040		
	50A HiBD52F 2PT4S0000C 00050			50A HiBD53F 3PT4S0000C 00050		
HiBD102F 10kA, 2P	60A HiBD102F 2PT4S0000C 00060	24	HiBD103F 10kA, 3P	60A HiBD103F 3PT4S0000C 00060	24	MCCB M1
	75A HiBD102F 2PT4S0000C 00075			75A HiBD103F 3PT4S0000C 00075		
	100A HiBD102F 2PT4S0000C 00100			100A HiBD103F 3PT4S0000C 00100		

Mini molded case circuit breaker HiBC & HiBD / 30-100AF 1.5-10kA 10-100A



- HBC32S
- HBC32
- HBD32h

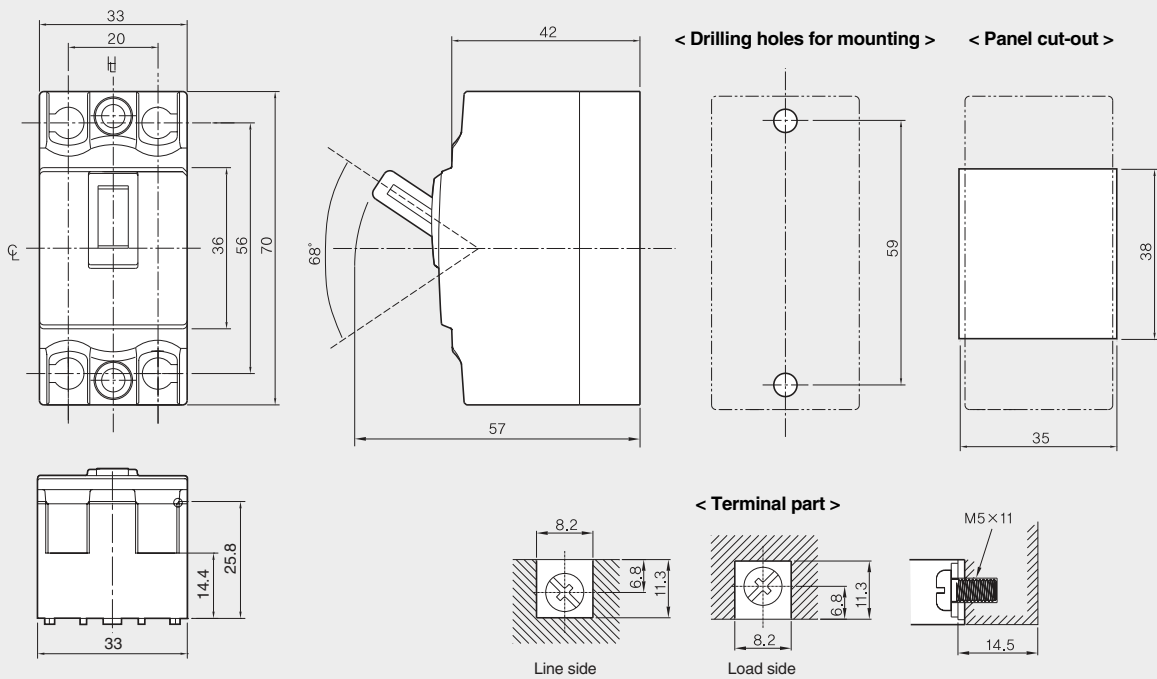
■ Tripping & temperature derating curves



■ Dimensions

(Unit: mm)

Direct mounting

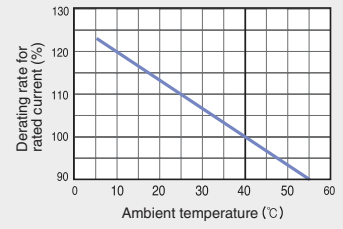
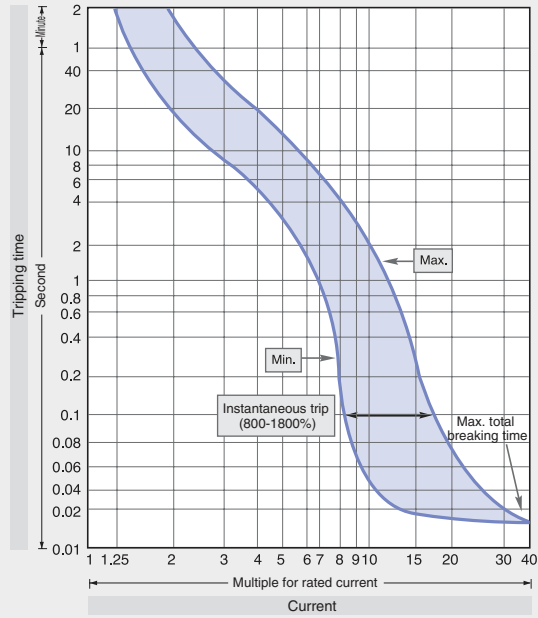


※ C : Center line H : Handle center line



• HiBC32SC

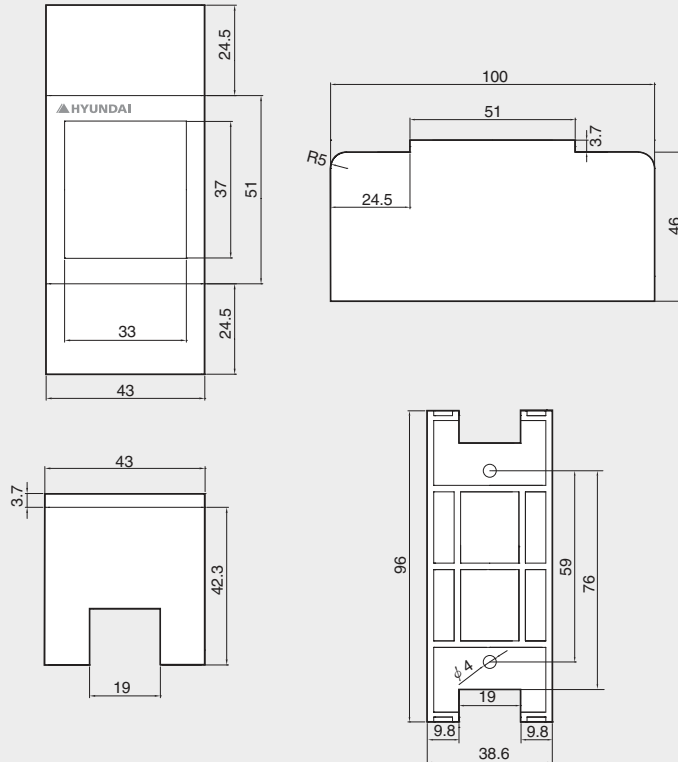
■ Tripping & temperature derating curves



■ Dimensions

(Unit: mm)

< Plastic cover >

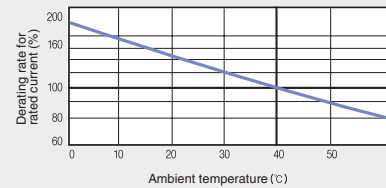
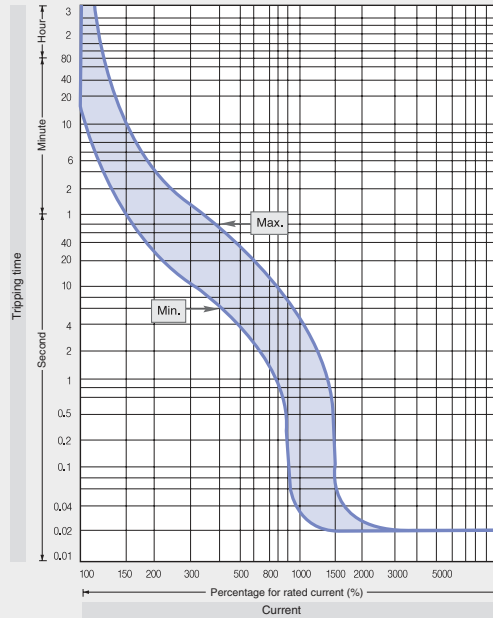


Mini molded case circuit breaker HiBC & HiBD / 30-100AF 1.5-10kA 10-100A



- HiBD32F
- HiBD33F
- HiBD52F
- HiBD53F

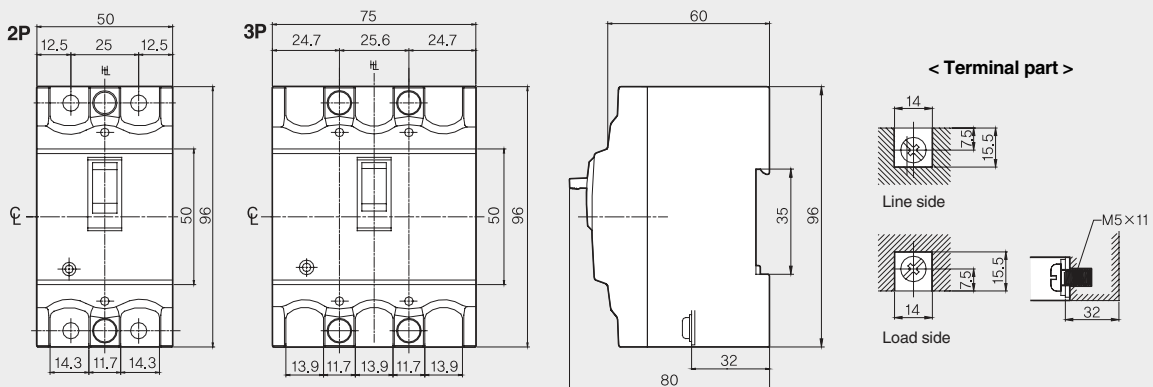
■ Tripping & temperature derating curves



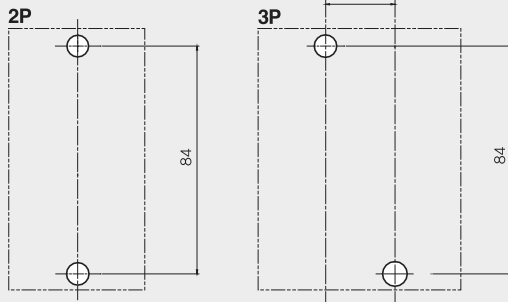
■ Dimensions

(Unit: mm)

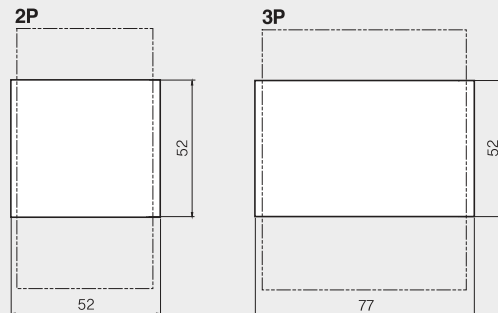
Direct mounting



< Drilling holes for mounting >



< Panel cut-out >

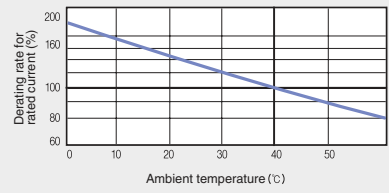
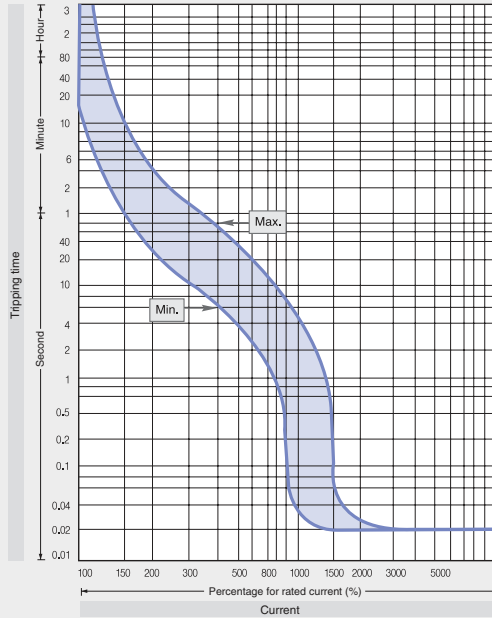


※ C: Center line H: Handle center line



- HBD102F
- HBD103F

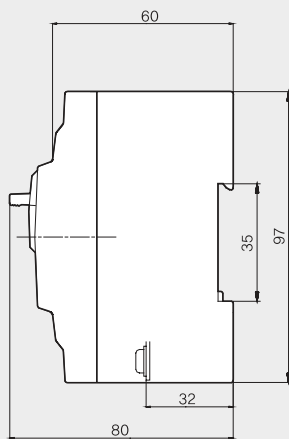
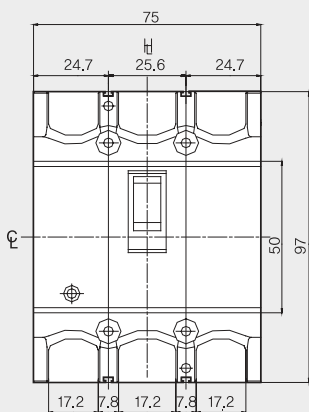
■ Tripping & temperature derating curves



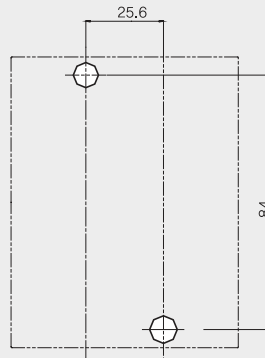
■ Dimensions

(Unit: mm)

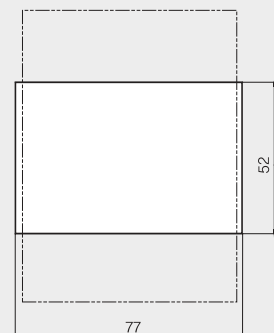
Direct mounting



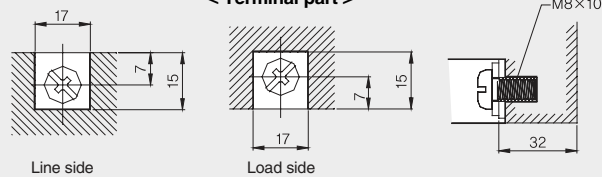
< Drilling holes for mounting >



< Panel cut-out >



< Terminal part >







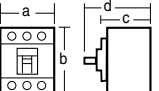


※ \varnothing : Center line H : Handle center line

Mini earth leakage circuit breaker HiGC & HiGD / 30-100AF 1.5-10kA 10-100A 15-200mA





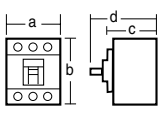
Standard Protection Specification	IEC60947-2 overload, short-circuit, earth leakage 1.5, 2.5, 5, 10kA at AC220/240V 10, 15, 20, 30, 40, 50, 60, 75, 100A 15, 30, 100, 200mA 1, 2, 3 pole
--	---

| Ratings |

Model		HiGC32	HiGC32h	HiGD32	HiGD32h	HiGD32F	HiGD33F	
Figure								
Standard		IEC60947-2	IEC60947-2	IEC60947-2	IEC60947-2	IEC60947-2	IEC60947-2	
Ampere frame size		30AF	30AF	30AF	30AF	30AF	30AF	
Number of poles (P)		2	2	2	2	2	3	
Degree of protection		IP20	IP20	IP20	IP20	IP20	IP20	
Utilization category		A	A	A	A	A	A	
Protection		earth leakage, overload, short-circuit						
Rating	Rated current (A)	15, 20, 30	15, 20, 30	15, 20, 30	15, 20, 30	15, 20, 30	15, 20, 30	
	Rated residual current [$I_{\Delta n}$] (mA)	15 ¹⁾ , 30	15 ¹⁾ , 30	15 ¹⁾ , 30	15 ¹⁾ , 30	30, 100 ¹⁾ , 200 ¹⁾	30, 100 ¹⁾ , 200 ¹⁾	
	Rated insulation voltage [Ui] (V)	AC500	AC500	AC500	AC500	AC500	AC500	
	Rated operational voltage [Ue] (V)	AC110/220 (AC88-242)	AC110/220 (AC88-242)	AC220 (AC176-242)	AC220 (AC176-242)	AC220 (AC176-242)	AC220/460	
	Rated impulse withstand voltage [Uimp] (kV)	6	6	6	6	6	6	
	Rated operating time (sec.)	0.03	0.03	0.03	0.03	0.03	0.03	
Rated short-circuit breaking capacity	Ultimate [Icu] (kA r.m.s.)	AC400/460V, 50-60Hz	-	-	-	-	5	
		AC380/415V, 50-60Hz	-	-	-	-	5	
		AC220/240V, 50-60Hz	1.5	2.5	1.5	2.5	5	5
	IEC60947-2 KS C 8321	Service [Ics]	AC110V, 50-60Hz	1.5	-	-	5	-
	% of [Icu]	50	50	50	50	50	50	
Earth leakage protection	Earth leakage detection	by current transformer						
	Earth leakage test button	○	○	○	○	○	○	
Trip mechanism	Hydraulic magnetic	-	-	-	-	○	○	
	Thermal magnetic	○	○	○	○	-	-	
Mounting	Direct mounting by screw	○	○	○	○	○	○	
	DIN-rail	-	-	-	-	○	○	
Terminal connection		screw	screw	screw	screw	screw	screw	
Dimensions (mm)		a Width	33	33	62	62	50	75
		b Height	70	70	70	70	96	96
		c Depth	42	42	42	42	60	60
		d	57	57	57	57	80	80
Weight (kg)		0.1	0.1	0.14	0.14	0.4	0.5	

※ 1) The mentioned value is non-standard and available on special request.

| Ratings |

Model		HiGD52F	HiGD53F	HiGD102F	HiGD103F	
Figure						
Standard		IEC60947-2	IEC60947-2	IEC60947-2	IEC60947-2	
Ampere frame size		50AF	50AF	100AF	100AF	
Number of poles (P)		2	3	*2	3	
Degree of protection		IP20	IP20	IP20	IP20	
Utilization category		A	A	A	A	
Protection		earth leakage, overload, short-circuit				
Rating	Rated current (A)	15, 20, 30, 40, 50	15, 20, 30, 40, 50	60, 75, 100	60, 75, 100	
	Rated residual current [$I_{\Delta n}$] (mA)	30, 100 ¹⁾ , 200 ¹⁾	30, 100 ¹⁾ , 200 ¹⁾	30, 100 ¹⁾ , 200 ¹⁾	30, 100 ¹⁾ , 200 ¹⁾	
	Rated insulation voltage [U_i] (V)	AC500	AC500	AC500	AC500	
	Rated operational voltage [U_e] (V)	AC220	AC220/460	AC220	AC220/460	
	Rated impulse withstand voltage [U_{imp}] (kA)	6	6	6	6	
	Rated operating time (sec.)	0.03	0.03	0.03	0.01	
Rated short-circuit breaking capacity IEC60947-2 KS C 8321	Ultimate [I_{cu}] (kA r.m.s.)	AC400/460V, 50-60Hz	-	5	5	
		AC380/415V, 50-60Hz	-	5	-	5
	Service [I_{cs}] % of [I_{cu}]	AC220/240V, 50-60Hz	5	5	10	10
Earth leakage protection	Earth leakage detection	by current transformer				
	Earth leakage test button	○	○	○	○	
Trip mechanism	Hydraulic magnetic	○	○	○	○	
Mounting	Direct mounting by screw	○	○	○	○	
	DIN-rail	○	○	○	○	
Terminal connection		screw	screw	screw	screw	
Dimensions (mm)		a Width	50	75	75 ²⁾	75
		b Height	96	96	97	97
		c Depth	60	60	60	60
		d	80	80	80	80
Weight (kg)		0.4	0.5	0.6	0.6	

※ 1) The mentioned value is non-standard and available on special request.
 2) *2P breaker has same dimension as 3P breaker, but the middle pole is removed.

Mini earth leakage circuit breaker HiGC & HiGD / 30-100AF 1.5-10kA 10-100A 15-200mA

■ Order information

30mA

Rating		Code		Unit (EA)	Rating		Code		Unit (EA)	Category	
HiGC32 1.5kA, 2P	15A	HIGC32 2PG4S0000C 00015		100	HiGC32h 2.5kA, 2P	15A	HIGC32H 2PG4S0000C 00015		100	ELCB	M6
	20A	HIGC32 2PG4S0000C 00020				20A	HIGC32H 2PG4S0000C 00020				
	30A	HIGC32 2PG4S0000C 00030				30A	HIGC32H 2PG4S0000C 00030				
HiGD32 1.5kA, 2P	15A	HIGD32 2PG4S0000C 00015		60	HiGD32h 2.5kA, 2P	15A	HIGD32H 2PG4S0000C 00015		60	ELCB	M6
	20A	HIGD32 2PG4S0000C 00020				20A	HIGD32H 2PG4S0000C 00020				
	30A	HIGD32 2PG4S0000C 00030				30A	HIGD32H 2PG4S0000C 00030				
HiGD32F 5kA, 2P	15A	HIGD32F 2PG4S0000C 00015		40	HiGD33F 5kA, 3P	15A	HIGD33F 3PG4S0000C 00015		24	ELCB	M6
	20A	HIGD32F 2PG4S0000C 00020				20A	HIGD33F 3PG4S0000C 00020				
	30A	HIGD32F 2PG4S0000C 00030				30A	HIGD33F 3PG4S0000C 00030				
HiGD52F 5kA, 2P	15A	HIGD52F 2PG4S0000C 00015		40	HiGD53F 5kA, 3P	15A	HIGD53F 3PG4S0000C 00015		24	ELCB	M6
	20A	HIGD52F 2PG4S0000C 00020				20A	HIGD53F 3PG4S0000C 00020				
	30A	HIGD52F 2PG4S0000C 00030				30A	HIGD53F 3PG4S0000C 00030				
	40A	HIGD52F 2PG4S0000C 00040				40A	HIGD53F 3PG4S0000C 00040				
	50A	HIGD52F 2PG4S0000C 00050				50A	HIGD53F 3PG4S0000C 00050				
HiGD102F 10kA, 2P	60A	HIGD102F 2PG4S0000C 00060		24	HiGD103F 10kA, 3P	60A	HIGD103F 3PG4S0000C 00060		24	ELCB	M6
	75A	HIGD102F 2PG4S0000C 00075				75A	HIGD103F 3PG4S0000C 00075				
	100A	HIGD102F 2PG4S0000C 00100				100A	HIGD103F 3PG4S0000C 00100				

15mA / non-standard and available on special request

Rating		Code		Unit (EA)	Rating		Code		Unit (EA)	Category	
HiGC32 1.5kA, 2P	15A	HIGC32 2PG3S0000C 00015		100	HiGC32h 2.5kA, 2P	15A	HIGC32H 2PG3S0000C 00015		100	ELCB	M6
	20A	HIGC32 2PG3S0000C 00020				20A	HIGC32H 2PG3S0000C 00020				
	30A	HIGC32 2PG3S0000C 00030				30A	HIGC32H 2PG3S0000C 00030				
HiGD32 1.5kA, 2P	15A	HIGD32 2PG3S0000C 00015		60	HiGD32h 2.5kA, 2P	15A	HIGD32H 2PG3S0000C 00015		60	ELCB	M6
	20A	HIGD32 2PG3S0000C 00020				20A	HIGD32H 2PG3S0000C 00020				
	30A	HIGD32 2PG3S0000C 00030				30A	HIGD32H 2PG3S0000C 00030				

100mA / non-standard and available on special request

Rating		Code		Unit (EA)	Rating		Code		Unit (EA)	Category	
HiGD32F 5kA, 2P	15A	HIGD32F 2PG5S0000C 00015		40	HiGD33F 5kA, 3P	15A	HIGD33F 3PG5S0000C 00015		24	ELCB	M6
	20A	HIGD32F 2PG5S0000C 00020				20A	HIGD33F 3PG5S0000C 00020				
	30A	HIGD32F 2PG5S0000C 00030				30A	HIGD33F 3PG5S0000C 00030				
HiGD52F 5kA, 2P	15A	HIGD52F 2PG5S0000C 00015		40	HiGD53F 5kA, 3P	15A	HIGD53F 3PG5S0000C 00015		24	ELCB	M6
	20A	HIGD52F 2PG5S0000C 00020				20A	HIGD53F 3PG5S0000C 00020				
	30A	HIGD52F 2PG5S0000C 00030				30A	HIGD53F 3PG5S0000C 00030				
	40A	HIGD52F 2PG5S0000C 00040				40A	HIGD53F 3PG5S0000C 00040				
	50A	HIGD52F 2PG5S0000C 00050				50A	HIGD53F 3PG5S0000C 00050				
HiGD102F 10kA, 2P	60A	HIGD102F 2PG5S0000C 00060		24	HiGD103F 10kA, 3P	60A	HIGD103F 3PG5S0000C 00060		24	ELCB	M6
	75A	HIGD102F 2PG5S0000C 00075				75A	HIGD103F 3PG5S0000C 00075				
	100A	HIGD102F 2PG5S0000C 00100				100A	HIGD103F 3PG5S0000C 00100				

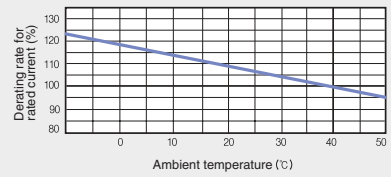
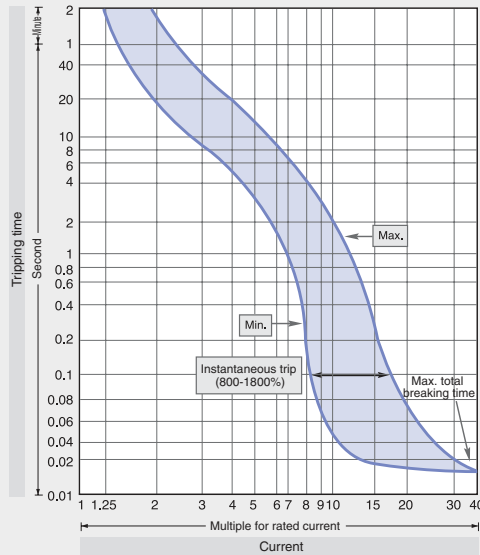
200mA / non-standard and available on special request

Rating		Code		Unit (EA)	Rating		Code		Unit (EA)	Category	
HiGD32F 5kA, 2P	15A	HIGD32F 2PG6S0000C 00015		40	HiGD33F 5kA, 3P	15A	HIGD33F 3PG6S0000C 00015		24	ELCB	M6
	20A	HIGD32F 2PG6S0000C 00020				20A	HIGD33F 3PG6S0000C 00020				
	30A	HIGD32F 2PG6S0000C 00030				30A	HIGD33F 3PG6S0000C 00030				
HiGD52F 5kA, 2P	15A	HIGD52F 2PG6S0000C 00015		40	HiGD53F 5kA, 3P	15A	HIGD53F 3PG6S0000C 00015		24	ELCB	M6
	20A	HIGD52F 2PG6S0000C 00020				20A	HIGD53F 3PG6S0000C 00020				
	30A	HIGD52F 2PG6S0000C 00030				30A	HIGD53F 3PG6S0000C 00030				
	40A	HIGD52F 2PG6S0000C 00040				40A	HIGD53F 3PG6S0000C 00040				
	50A	HIGD52F 2PG6S0000C 00050				50A	HIGD53F 3PG6S0000C 00050				
HiGD102F 10kA, 2P	60A	HIGD102F 2PG6S0000C 00060		24	HiGD103F 10kA, 3P	60A	HIGD103F 3PG6S0000C 00060		24	ELCB	M6
	75A	HIGD102F 2PG6S0000C 00075				75A	HIGD103F 3PG6S0000C 00075				
	100A	HIGD102F 2PG6S0000C 00100				100A	HIGD103F 3PG6S0000C 00100				

■ Tripping & temperature derating curves



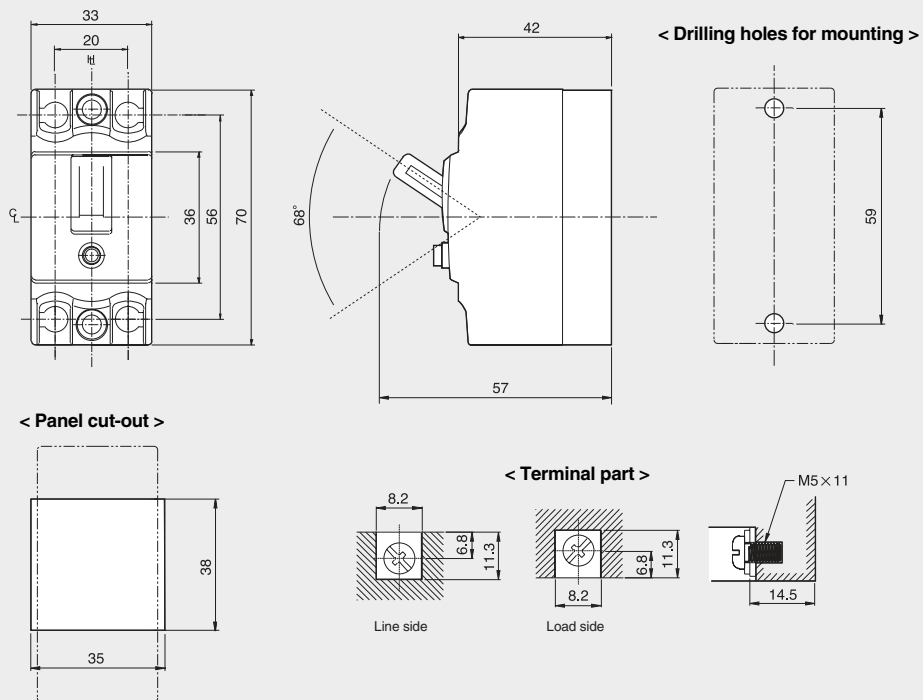
- HiGC32
- HiGC32h



■ Dimensions

(Unit: mm)

Direct mounting



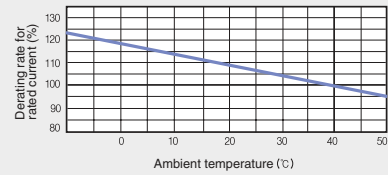
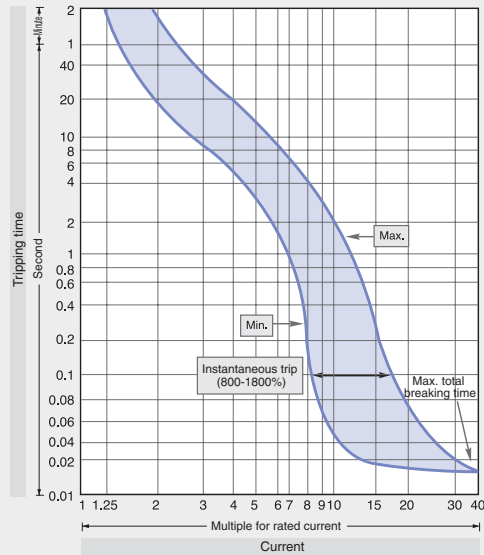
※ \ominus : Center line H : Handle center line

Mini earth leakage circuit breaker HiGC & HiGD / 30-100AF 1.5-10kA 10-100A 15-200mA



- HiGD32
- HiGD32h

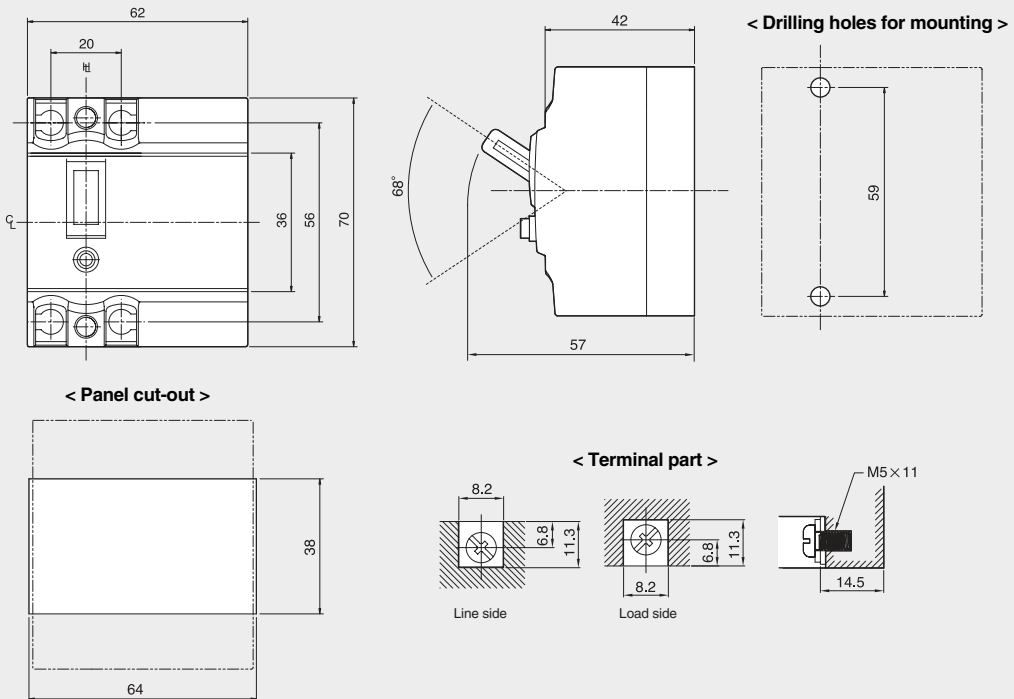
■ Tripping & temperature derating curves



■ Dimensions

(Unit: mm)

Direct mounting

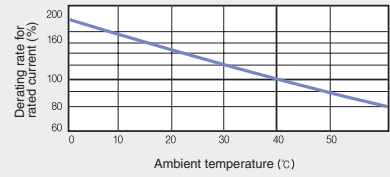
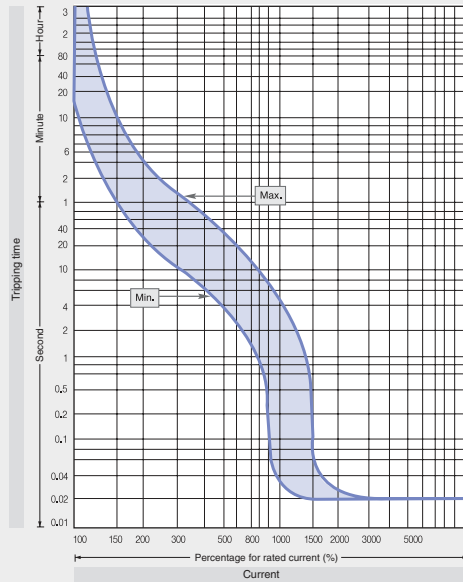


※ \varnothing : Center line H : Handle center line



- HiGD32F
- HiGD33F
- HiGD52F
- HiGD53F

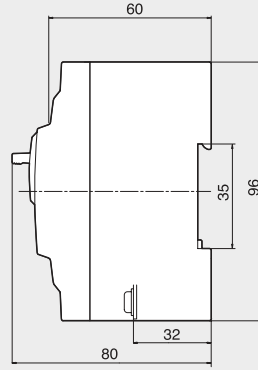
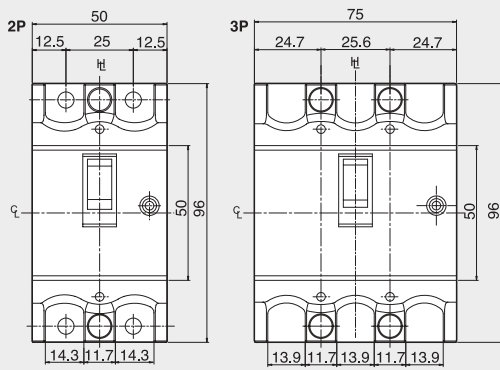
■ Tripping & temperature derating curves



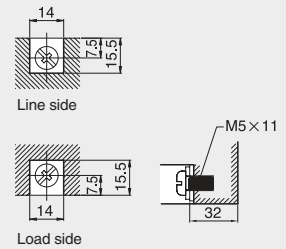
■ Dimensions

(Unit: mm)

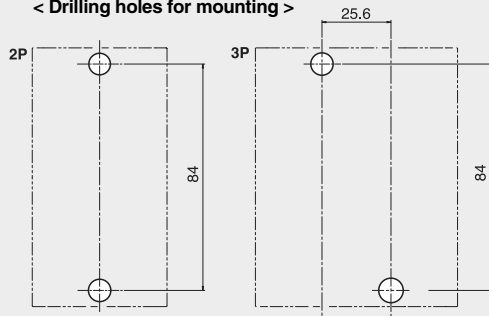
Direct mounting



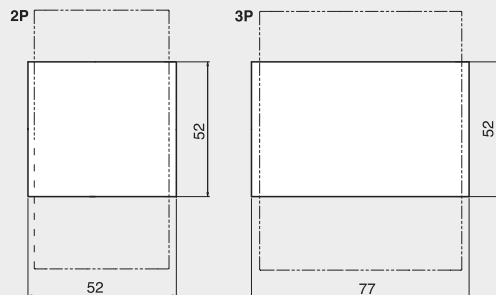
< Terminal part >



< Drilling holes for mounting >



< Panel cut-out >



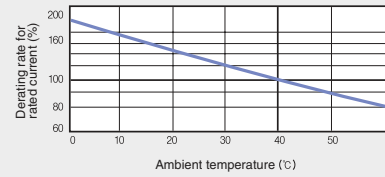
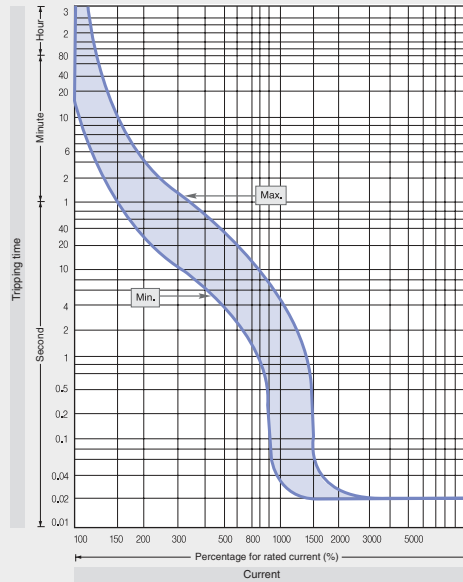
※ \ominus : Center line H : Handle center line

Mini earth leakage circuit breaker HiGC & HiGD / 30-100AF 1.5-10kA 10-100A 15-200mA

■ Tripping & temperature derating curves



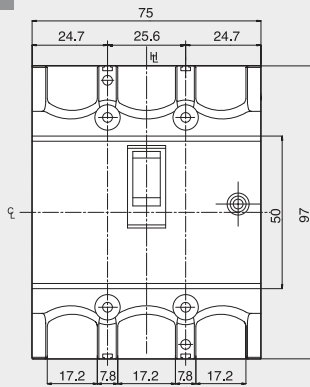
- HiGD102F
- HiGD103F



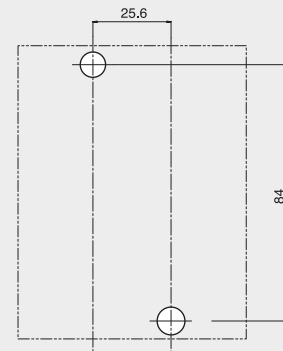
■ Dimensions

(Unit: mm)

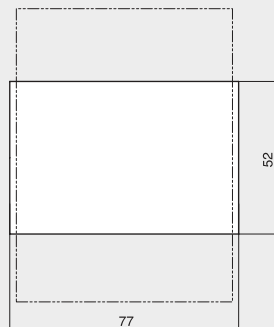
Direct mounting



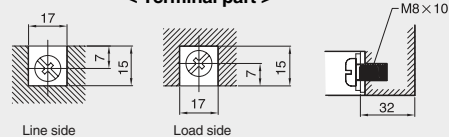
< Drilling holes mounting >



< Panel cut-out >



< Terminal part >



※ \ominus : Center line H : Handle center line

**HANDLING INSTRUCTION &
INSPECTION AND MAINTENANCE**

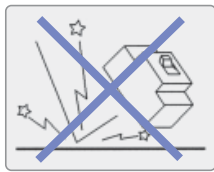
Handling Instruction

| Storage |

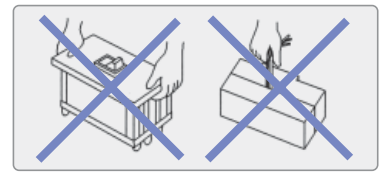
- Do not expose to corrosive gases.
- Do not expose to harmful gases including sulfur, ammonia and so on.
- Do not expose to high humidity for a long period.
- Do not expose to direct sunlight for a long period.
- Store at -20°C to +60°C without dust and humidity.
- Keep the handle in OFF position.

| Transportation |

- Do not drop or apply shock during transportation. These can cause malfunctions in the breaker.




- Hold the breaker body for transportation. Do not hold terminal bus bar or external lead cable of accessories.



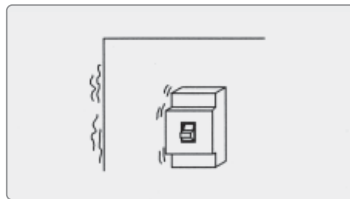
| Standard operating condition for normal performance |

Ambient temperature	-5°C – +40°C, the average temperature for 24 hours shall not exceed 35°C
Relative humidity	45 - 85%
Vibration & shock	without excessive vibration and shock
Altitude	up to 2,000m
Surrounding	without excessive water vapor, oil vapor, smoke, dust, salts and corrosive materials

| Installation and connection |



- **Keep away from direct sunlight.**
High temperatures can cause malfunctions.



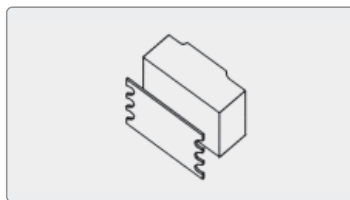
- **Avoid any vibration or shock.**
If vibration or shock is expected, install breaker with shock absorber.



- **Keep away from dust or metal pieces.**
When any work that accompanies dust or metal cutting is required, please cover the breaker first.

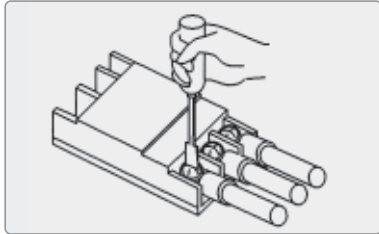


- **Do not cover the terminal part completely for arc exhaust.**
Otherwise the breaking capacity may be decreased.



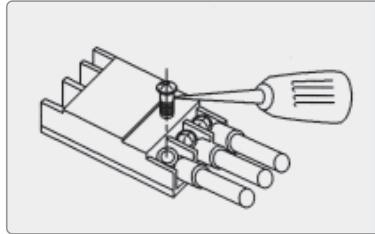
- **Do not take off the black insulation plate in back side of breaker.**
Otherwise insulation shall be decreased or not secured.

| Installation and connection |



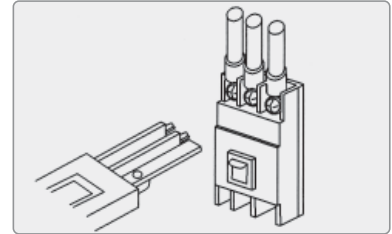
- **Tighten the terminal screws to proper torque specified in manual.**

The loose connection may cause overheating, and excessive torque may damage screws and terminal parts.



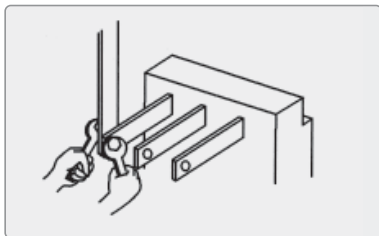
- **Do not apply lubricant on terminal parts.**

The lubricant lets screws loose and overheating occurs.



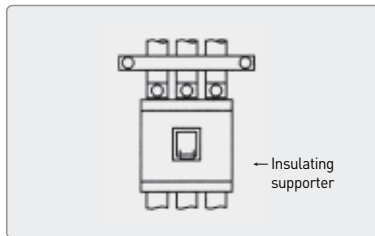
- **Insulate exposed conductors.**

To prevent short-circuit, be sure to insulate exposed conductors by interpole barrier, terminal cover, insulating tube, insulating tape and so on.



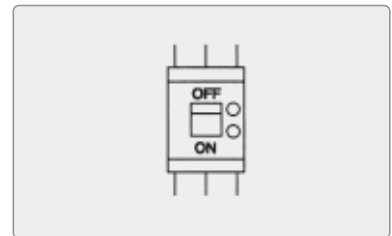
- **Do not modify the shape of studs or terminal accessories.**

Excessive force to stud and terminal accessories should also be avoided.



- **Fix each conductor in parallel.**

Short-circuit current can occur electromagnetic force between conductors, so each conductor is required to fixed firmly in parallel.



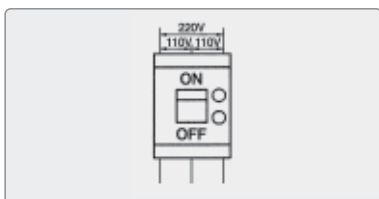
- **Reverse feeding of earth leakage circuit breaker is not allowed.**

In case of reverse feeding, power is supplied to circuit even the breaker trips, and it shall damage trip coil.

[Electromagnetic force per 1m conductor at 3 phase short-circuit] (Unit : N [kgf])

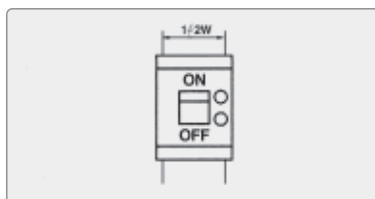
Short-circuit current / Internal power factor [kA]	Distance between conductors	
	10cm	20cm
10/0.4	490/50	245/25
18/0.3	1863/190	932/95
25/0.2	4412/450	2206/225
35/0.23	8630/880	4315/440
42/0.2	12455/1270	6277/635
50/0.2	17652/1800	8826/900
65/0.2	29910/3050	14955/1525
85/0.2	51190/5220	25595/2510
100/0.2	70804/7220	35402/3610
125/0.2	110815/11300	55408/5650

| Connection of earth leakage circuit breaker |



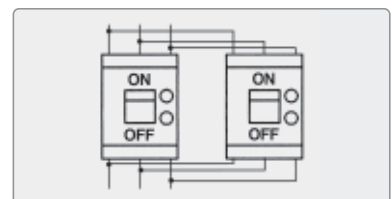
- **Single phase three line circuit**

Power line shall be connected to both side poles of breaker, and neutral line to middle pole.



- **Single phase two line circuit**

Circuit shall be connected to both side poles of breaker, and middle pole shall not be connected.



- **Parallel connection is not allowed.**

Parallel connection causes current unbalance, malfunction and trip coil damage.

Inspection and Maintenance

| Initial inspection |

- Please check the following prior to breaker operation.

Check point
Terminal part shall be clean from dust, metal pieces and so on.
Breaker shall not have any crack or damages.
There should be non condensation on terminal parts.
Insulation resistance should be more than 5MΩ.
Terminal screws shall be tightened with specified torque.

| Dielectric test |

- The test shall be done in these conditions.

Main circuit		Secondary and control circuit	
Rated insulation voltage (Ui)	Test voltage	Rated insulation voltage (Uis)	Test voltage
$U_i \leq AC300V$	AC2000V	$U_{is} \leq AC60V$	AC1000V
$AC300V < U_i \leq AC600V$	AC2500V	$AC60V < U_{is} \leq AC60V$	$2U_{is} + AC1000V$ (Max. AC1500V)

- Test for earth leakage circuit breaker

Test Measuring parts		Insulation resistance test		Dielectric test	
		Handle position		Handle position	
		ON	OFF	ON	OFF
Charging parts and earth		○	○	○	○
R and S phase, S and T phase		○	○	○	○
R and T phase	Line side	×	○	×	○
	Load side	×	×	×	×
Power and line side terminal		-	○	-	○

- Insulation resistance test
 - Please use AC500V insulation resistance tester.
 - Do not measure between R and T phase. Measuring does not cause damage unless AC1000V is applied.
 - The measured resistance value shall be almost 0Ω.
- Dielectric test
 - Do not apply test voltage, if test voltage is applied by mistake, the breaker can not be used.

| Periodic inspection |

- In order to maintain the performance of breaker and prevent the unpredicted accident, the inspection shall be accompanied after installation and operation.
- Once after one month of operation, thereafter as below.

Circumstance		Inspection cycle after installation
Normal	Clean air, no humidity	within 10 years : once 2-3 year more than 10 years : once a year more than 15 years : once 6 month
	Dust but no corrosive gas	within 10 years : once a year more than 10 years : once 6 month more than 15 years : once a month
Bad	Sulfurous gas, salinity, vapor	within 5 years : once 6 year more than 5 years : once a month
	Excessive corrosive gas	once a month

| Inspection and processing after breaking of fault current |

- If there is no pollution in arc exhaust parts and no other abnormality, the breaker can be re-used.
- When carbonizing symptom is found around arc exhaust parts, please measure insulation resistance. If the resistance value is more than $5M\Omega$, no dielectric breakdown at withstand test voltage and no excessive temperature rise of terminal parts, then the breaker can be re-used.
- If the handle part is carbonized or there is metallic melting in internal of breaker, please replace it with a new one.

Inspection and Maintenance

| Troubleshooting |

- In case of any abnormality during breaker operation, please handle it as below.
- For cases not mentioned in below, please contact us.

• Molded case circuit breaker

Symptom and possible cause		Troubleshooting	
Overheating	<ul style="list-style-type: none"> • High temperature of terminal part • Damage in insulation part of terminal 	<ul style="list-style-type: none"> • Loose connection between terminal and conductor • Heating by resistance increase of conductor • Heating from connection part between terminal bus bar and breaker 	<ul style="list-style-type: none"> • Tighten screws with specified torque • Replace with a new breaker • Tighten screws with specified torque
	<ul style="list-style-type: none"> • High temperature of breaker body 	<ul style="list-style-type: none"> • Heating by resistance increase of conductor • Loose internal assembly screws • Increase of current density from cable disconnection 	<ul style="list-style-type: none"> • Replace with a new breaker
Inferior dielectric	<ul style="list-style-type: none"> • Abnormal voltage of load side 	<ul style="list-style-type: none"> • Excessive contact abrasion • Foreign substances on contact • Corrosion of conductor by excessive ON-OFF or corrosive gas 	<ul style="list-style-type: none"> • Replace with a new breaker
Inability of operation	<ul style="list-style-type: none"> • Inability of ON and RESET 	<ul style="list-style-type: none"> • Inability of reset after trip • Non-energized UVT • Insufficient cooling of trip unit 	<ul style="list-style-type: none"> • OFF the breaker after manual reset • Apply the power • Reset the breaker after cooling down
		<ul style="list-style-type: none"> • Corrosion, damage or deformation of bimetal • Abnormality or damage in mechanism • Exhaustion of durability • Contact melting by excessive high breaking current 	<ul style="list-style-type: none"> • Replace with a new breaker
Frequent trip	<ul style="list-style-type: none"> • Trip at under rated current 	<ul style="list-style-type: none"> • High ambient temperature 	<ul style="list-style-type: none"> • Cool down ambient temperature by ventilation or others
		<ul style="list-style-type: none"> • Heating by loose terminal screw connection 	<ul style="list-style-type: none"> • Tighten screws with specified torque
		<ul style="list-style-type: none"> • Heating from inside of breaker 	<ul style="list-style-type: none"> • Replace with a new breaker
	<ul style="list-style-type: none"> • Smaller connection conductor than specified size 	<ul style="list-style-type: none"> • Use the specified size of conductor or adjust the rated current 	
	<ul style="list-style-type: none"> • Trip at operational current 	<ul style="list-style-type: none"> • Trip at start-up inrush current • Trip at change-over in star-delta operation • Instantaneous trip at reverse feeding 	<ul style="list-style-type: none"> • Adjust the instantaneous trip setting or replace with a higher current breaker
		<ul style="list-style-type: none"> • Instantaneous trip at high start-up inrush current • Instantaneous trip at long start-up inrush current 	<ul style="list-style-type: none"> • Replace with a higher current breaker
		<ul style="list-style-type: none"> • Short-circuit between motors • Misconnection of SHT, UVT control circuit 	<ul style="list-style-type: none"> • Repair or replace motors • Inspect circuit wiring
Malfunction	<ul style="list-style-type: none"> • Non trip at the current higher than specified 	<ul style="list-style-type: none"> • Current breaking by line side fuse or low coordination with primary breaker 	<ul style="list-style-type: none"> • Redesign the coordination between equipment
		<ul style="list-style-type: none"> • Extremely low ambient temperature 	<ul style="list-style-type: none"> • Adjust the current according to temperature derating curve
		<ul style="list-style-type: none"> • Out of rated frequency 	<ul style="list-style-type: none"> • Apply the rated frequency or adjust breaker frequency knob

• Earth leakage circuit breaker

Symptom and possible cause		Troubleshooting
Malfunction	• Earth leakage test button is projected as soon as the breaker is ON	• Earth leakage current higher than trip current since increase of earth interruption capacity depending on wire length
		• Parallel connection • Mis-connection or disconnection of neutral line
	• Trip during normal operation	• Excessive surge • Induction noise by high current generating line • Noise of electromagnetic waves
		• Adjust the residual current • Install the breaker closer to the load
		• Inspect the connection and wiring
		• Remove or keep away from causes

• Accessories

Symptom and possible cause		Troubleshooting
Inability of operation or malfunction	• Shunt trip (SHT)	• Voltage drop of control circuit
		• Coil damage by different voltage and malfunction of coil protection limit switch
	• Under voltage trip (UVT)	• Inferior mechanism
		• Different rated operational voltage
	• Auxiliary switch (AUX) and trip alarm switch (ALT)	• Damage in contact or contact operation at the current higher than rated current
		• Inferior mechanism
		• Adjust voltage to rated level
		• Replace with a new breaker
		• Replace with a new breaker
		• Apply the rated voltage to UVT
		• Repair or replace with a new breaker
		• Replace with a new breaker



www.hyundai-elec.com



ELECTRO ELECTRIC SYSTEMS

Head Office	1 Jeonha-dong, Dong-gu, Ulsan, Korea Tel: 82-52-202-8101-8 Fax: 82-52-202-8100
Seoul (Sales & Marketing)	140-2, Gye-dong, Jongno-gu, Seoul, Korea Tel: 82-2-746-8519, 7510 Fax: 82-2-746-7647
Orlando	4700 Millenia Blvd., Suite 370, Orlando, Florida 32839, U.S.A. Tel: 1-407-249-7350 Fax: 1-407-275-4940
New Jersey	300 Sylvan Avenue, Englewood Cliffs, NJ, 07632, U.S.A. Tel: 1-201-816-0286 Fax: 1-201-816-4083
London	2nd Floor, The Triangle, 5-17 Hammersmith Grove, London, W6 0LG, UK Tel: 44-20-8741-0501 Fax: 44-20-8741-5620
Tokyo	8th Fl., Yurakucho Denki Bldg. 1-7-1, Yuraku-cho, Chiyoda-gu, Tokyo, 100-0006, Japan Tel: 81-3-3212-2076, 3215-7159 Fax: 81-3-3211-2093
Osaka	I-Room 5th Fl. Nagahori-Plaza Bldg. 2-4-8, Minami Senba, Chuo-Ku, Osaka, 542-0081, Japan Tel: 81-6-6261-5766, 5767 Fax: 81-6-6261-5818
Dubai	205, Building 4, Emaar Square, Sheikh Zayed Road, Pobox 252458, Dubai, UAE Tel: 971-4-425-7995 Fax: 971-4-425-7996
Sofia	1271, Sofia 41, Rojen Blvd., Bulgaria Tel: 359-2-803-3200, 3220 Fax: 359-2-803-3203
Yangzhong	No.9 Xiandai Road, Xinba Scientific and Technologic Zone, Yangzhong, Jiangsu, P.R.C. Zip: 212212, China Tel: 86-511-8842-0666, 0212 Fax: 86-511-8842-0668, 0231